

CIVILIGHT®

We Light LED Lighting

3.5W LED F37 250LM Ceramic



Typical Features:

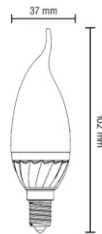
- Nichia LEDs
- 3.5W equivalent to 25W incandescent bulb
- Ceramic heat sink
- 3000K / 4000K also available
- Switching power supply
- CE and RoHS compliant



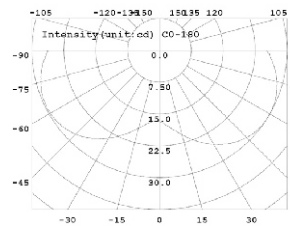
Technical specification

Part No.		
Watt (W)	3.5	3.5
Comparable Watt (W)	25	25
Dimmable	No	No
Socket	E14	E27 / B22
Lumens (lm)	250	250
Luminous Efficiency (lm/W)	80	80
PF	0.50	0.50
CCT (K)	2700	2700
CRI (Ra)	90	90
Voltage (V)	AC100-240	AC100-240
Current (mA)	30	30
Frequency (Hz)	50 / 60	50 / 60
Beam Angle (°)	200	200
Lifetime (Hrs)	25,000	25,000
Working Temperature (°C)	-20 ~ 40	-20 ~ 40
Storage Temperature (°C)	-20 ~ 85	-20 ~ 85
Weight (g)	65	65

Mechanical Drawing



Photometric Diagrams




Note: Data collected from tests while lights maintain stable. And they are subject to change without prior notice. For further information, please contact us by market@civilight.com.
 * 3000K / 4000K / 6000K also available

Cautions:

- Non-dimmable
- Power off before replacement
- Don't touch the lamp when lighting
- Indoor use
- Don't use it in sealed fixture
- Consult competent electricians for technical support

Application:

- Perfect solution for chandeliers & pendant lights
- Hotels, villa, restaurants, residential buildings



CIVILIGHT SHENZHEN SEMICONDUCTOR LIGHTING CO., LTD
 Address: Building A, HongFa Hi-Tech Park, Shi Yan Town, Bao'an District, Shenzhen, China
 TEL: +86-755 3395 3199 / FAX: +86-755 33686628 / WEB: www.civilight.com