

TAKSTAR® 得胜

广东省电声工程技术研究开发中心
广东得胜电子有限公司制造

地址: 广东省惠州市博罗县龙溪街道富康一路2号

服务热线: 400 6828 333 传真: 0752-6383950

邮箱: xs@takstar.com

网址: www.takstar.com

Guangdong Takstar Electronic Co., Ltd.

Address: No. 2 Fu Kang Yi Rd., Longxi Boluo

Huizhou, Guangdong 516121 China

Tel: 86 752 6383644 Fax: 86 752 6383952

Email: sales@takstar.com

Website: www.takstar.com

GB/T 14471-2013
9TPRO82S2A

TAKSTAR® 得胜

PRO 82

专业参考级

监听耳机

Professional Reference
Monitor Headphone

用户使用手册

USER MANUAL

录音监听、音乐鉴赏

Recording monitoring, music appreciation



尊敬的用户：

感谢您选购TAKSTAR PRO 82 专业参考级监听耳机，为了您能够更好的了解使用本产品，建议您在使用前仔细阅读本说明书。

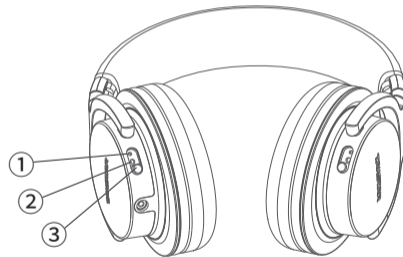
若存在有疑问或者您有宝贵的建议，可通过拨打得胜官方服务热线 400 6828 333 或使用微信扫描二维码关注得胜官方公众号与我们联系。



产品特性：

- 全新 $\varnothing 40\text{mm}$ 的钕铁硼驱动单元，具有灵敏度高、频响宽和动态大等出色表现；
- 采用高分镀膜膜片，使高中低频段呈现分明，低频纯净、中频透彻和高频细腻；
- 头梁套和耳垫柔软舒适，佩戴亲肤，无压迫感，可降低长时间使用的疲劳感；
- 整体结构应用人体工程学设计，适合不同人体头型佩戴；
- 设有三段低音调节功能，可根据不同的音乐风格调节适应，发挥理想的鉴赏效果。

档位描述：



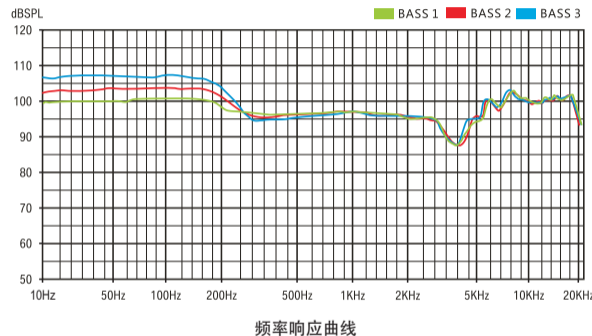
- ① (BASS1)1档位: 低频 (20-200Hz) 标准声压
- ② (BASS2)2档位: 低频 (20-200Hz) 提升3dB
- ③ (BASS3)3档位: 低频 (20-200Hz) 提升6dB

注意：听音时请将耳机左右调节开关同时拨至相同档位，确保耳机左右两边的声音达成一致。

PRO 82 专业参考级监听耳机

技术参数:

- 单元类型: 动圈式
- 单元直径: $\varnothing 40\text{mm}$
- 单元阻抗: $32\Omega \pm 15\%$
- 频率响应: 10Hz~20KHz
- 灵敏度: $96 \pm 3\text{dB at } 1\text{KHz}$
- 峰值功率: 20mW
- 额定功率: 10mW
- 连接线: $\varnothing 4\text{mm} \times 2.2\text{m}$
- 接驳插头: $\varnothing 3.5\text{mm} + 6.3\text{mm}$
- 产品重量: $235 \pm 20\text{g}$ (不含线)



03

PRO 82 专业参考级监听耳机

标准配置:

- PRO 82专业参考级监听耳机 1个
- $\varnothing 3.5\text{mm}$ 转 $\varnothing 6.3\text{mm}$ 镀金插头 1个
- 便携棉布袋 1个
- 2.2m连接线 1条
- 铝合金箱 1个
- 用户手册 1份

产品配件:



精美便携袋



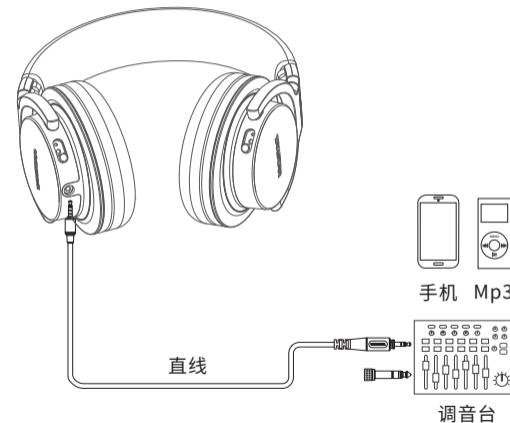
$\varnothing 3.5\text{mm}$ 转 $\varnothing 6.3\text{mm}$
镀金插头



铝合金箱

04

连接示意图:



正确使用方法：

为了避免听力受损，请务必在连接耳机前将播放设备音量调小。在将耳机佩戴入耳内/耳上之后，再逐步调大至您聆听舒适的音量。噪音是以分贝（dB）为计量单位的，外界任何85分贝及以上的噪音都会导致听力逐渐受损。

请注意您的使用习惯。音量和时间对听力损失的影响成正反比的关系：音量越大，您聆听的时间越短；音量越舒适，您聆听的时间越长。长时间使用较高的音量会对您的听力造成伤害。

此分贝（dB）表对某些常见声音进行比较，并列出了他们可能对听力的潜在危害等级。

声音来源	噪声等级	听力影响
低声细语	30dB	非常安静
安静的办公室	50-60dB	舒适的听力级别在60dB以下
吸尘器/吹风机	70dB	有一定入侵性，造成干扰妨碍电话交谈
食物料理机	85-90dB	85dB是开始造成听力受损（连续8小时）的级别
垃圾清理机/混泥土搅拌机	100dB	建议无保护措施而暴露在90-100dB声音之下的时间不要超过15分钟
电锯/电钻	110dB	经常暴露于超过100dB的声音1分钟以上会有听力受损的风险
摇滚音乐会（因情况而异）	110-140dB	感觉疼痛的阈值在120dB左右开始

“普通人能够以70%的音量每天安全地聆听音乐4.6小时，了解聆听音乐的音量和时长尤为重要。”在安全的音量级别下，充分利用您的设备，享受出色的声音表现。





保养及维护：

- 耳机的额定功率为10mW，请不要超负荷使用，以免造成耳机损坏
- 请储存于干燥洁净环境，使用中避免液体进入机身内部、跌落或碰撞，以免损坏
- 勿在高温高湿的场所长时间使用耳机，容易造成耳机损坏或降低使用寿命
- 耳机在放置时要避免和强磁体接触，以免使耳机的恒磁体去磁，使耳机的灵敏度降低而影响耳机音色
- 勿使用烈性化学制品、清洁剂，清洁耳机
- 不要用尖锐物品在产品表面刮蹭，以免损坏外壳、影响外观
- 请不要自行拆机改装或维修，以防止出现人身伤害，如有问题或服务需求请联系当地经销商跟进处理



PRO 82 专业参考级监听耳机

注意事项:

危险

• 为确保您的人身安全，请勿将该耳机佩戴或放置在离心脏起搏器过近的位置（小于10cm）。	 禁止
• 请勿将线材插头插入电源插座。	 禁止
• 为了您与其他交通参与者的安全，驾驶车辆、骑自行车或马路上行走时，请勿使用耳机。	 执行
• 请勿将耳机靠近明火或置于火中，以免发生爆炸。	 禁止

警告

• 儿童应在成人监督下使用本产品。本产品并非玩具。	 执行
• 使用该产品时需遵守相关安全规定，法律法规明确禁止使用场合请勿使用本机，以免导致意外事故。	 执行

PRO 82 Professional Reference Monitor Headphone

Dear Customer,

Thank you for purchasing TAKSTAR PRO 82 Professional Reference Monitor headphone (or earphone). Please read the user manual before operation.

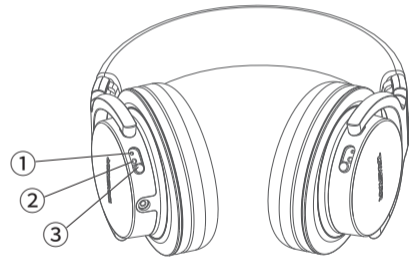
If you have any question or suggestion, please dial contact us.

Features

- Ø40mm new NdFeB driver features high sensitivity, wide response range and large dynamic
- Adopts high polymer coating diaphragm, pure bass, penetrating mids and exquisite highs
- Soft and comfortable headband and ear pads for long time listening without stress
- Ergonomic design fits different head shapes
- Designed with 3 level bass adjustment function, user can adjust the bass according to the music style to exert the best performance

PRO 82 Professional Reference Monitor Headphone

Description of 3 bass levels



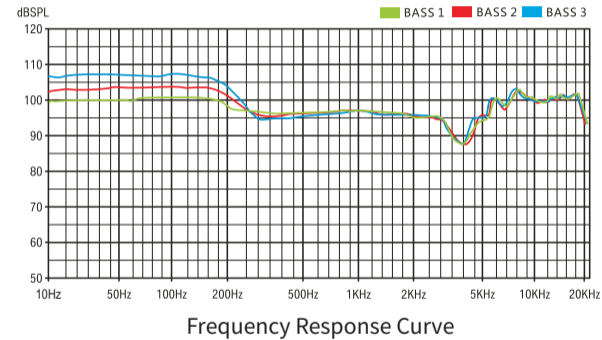
- ① BASS1: low frequency (20-200Hz) standard sound pressure
- ② BASS2: low frequency (20-200Hz) 3dB boost
- ③ BASS3: low frequency (20-200Hz) 6dB boost

Caution: Please adjust the switch of both sides of the headphone at the same level when listening to ensure the sound of both sides of the headphone is the same.

PRO 82 Professional Reference Monitor Headphone

Specification

- Transducer Principle: Dynamic
- Driver Diameter: $\varnothing 40\text{mm}$
- Impedance: $32\Omega \pm 15\%$
- Frequency Response: 10Hz~20KHz
- Sensitivity: $96 \pm 3\text{dB}$ at 1KHz
- Max. Power: 20mW
- Rated Power: 10mW
- Cable: $\varnothing 4\text{mm} \times 2.2\text{m}$
- Adaptor Plug: $\varnothing 3.5\text{mm} + 6.3\text{mm}$
- Net Weight: $235 \pm 20\text{g}$ (w/o cable)



PRO 82 Professional Reference Monitor Headphone

Product Content

- PRO 82 headphone 1pc
- Ø3.5mm to Ø6.3mm gold-plated connector 1pc
- Portable cloth bag 1pc
- 2.2m connecting cable 1pc
- Aluminum case 1pc
- User manual 1pc

Accessories



Portable cloth bag

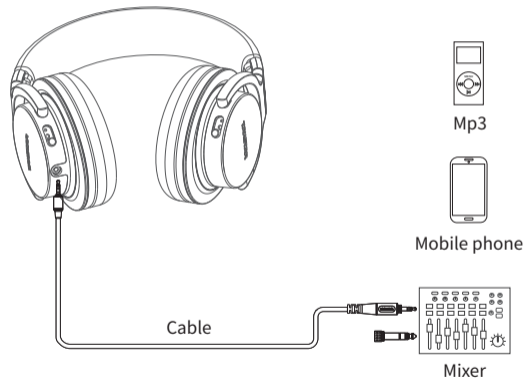


Ø3.5mm to Ø6.3mm gold-plated connector



Aluminum case

Connection Diagram



PRO 82 Professional Reference Monitor Headphone

Usage

To avoid hearing loss, please set the playing equipment volume to minimum before connecting the headphone (or earphone). After wearing the headphone (or earphone), increase the volume to a proper level. The noise is calculated by dB. The noise above 85 dB leads to hearing loss.

Please pay attention to your operation habit. The relationship of volume & hearing time and hearing loss as below: the higher the volume is, the shorter the hearing time should be. The more proper the volume level is, the longer the hearing time can be. The long time hearing at high volume level leads to permanent hearing loss.

This dB table lists the comparison of some normal sounds and the potential hurt level to your hearing.

Sound Source	Noise Level	Consequence on Hearing
whisper	30dB	very quiet
quiet office	50-60dB	comfortable hearing level is below 60dB
vacuum cleaner/hair drier	70dB	It has some invasion and interference to the telephone talking
food processor	85-90dB	85dB (continuously 8 hours) is the level to hurt the hearing
garbage cleaning machine or cement mixer	100dB	It is recommended to hear the sound of 90-100dB for less than 15 minutes
electric motor saw/ electric drill	110dB	Hearing the sound over 100dB without any protective measure leads to permanent hearing loss
rock & roll concert (it depends)	110-140dB	The painful hearing threshold is about 120dB

PRO 82 Professional Reference Monitor Headphone

The average person can hear the music safely at 70% volume for 4.6 hours every day. It is very important to know the volume and time when hearing music. Use your equipment sufficiently at safe volume level to enjoy the outstanding sound performance.





Maintenance

- The rated power of PRO82 is 10mW. Please do not operate it at overload status to avoid headphone (or earphone) damage.
- Please keep the headphone (or earphone) in dry and clean environment. During operation, prevent the headphone (or earphone) from water entering into it or dropping or colliding to avoid damage.
- Operating the headphone in high temperature or high humidity leads to headphone damage or shortening the headphone life.
- Keep the headphone away from strong magnet to avoid demagnetizing or headphone sensitivity decreased.
- Do not use strong chemical or detergent for cleaning.
- Do not use sharp article to scratch the product surface
- Please do not disassemble or repair the headphone by yourself to avoid problem happens.



PRO 82 Professional Reference Monitor Headphone

Caution

DANGER

• To guarantee personal safety, do not wear or keep the headphone close (less than 10cm) to the pacemaker.	 Prohibition
• Do not connect the cable plug with AC power socket.	 Prohibition
• To guarantee personal safety, do not operate the headphone (or earphone) during driving or riding or walking.	 Implementation
• Keep the headphone (or earphone) away from fire to avoid explosion.	 Prohibition

WARNING

• Supervise the children when they are using this product because this product is not a toy.	 Implementation
• Abide by the relative regulation or law during operation. Do not use this headphone if it is prohibited by regulation or law to avoid accident.	 Implementation

产品中所含有毒有害物质或元素的名称及含量

部件名称 (大体分类)	有毒有害物质或元素					
	铅 (Pb)	汞 (Hg)	镉 (Cd)	六价铬 (CrVI)	多溴联苯 (PBB)	多溴二苯醚 (PBDE)
塑胶部件	○	○	○	○	○	○
五金部件	×	○	○	○	○	○
电路板组件	×	○	○	○	○	○
线缆	×	○	○	○	○	○

本表格依据SJ/T 11364的规定编制。

○: 表示该有害物质在该部件所有均质材料中的含量均在 GB/T 26572规定的限量要求以下。

×: 表示该有害物质至少在该部件的某一均质材料中的含量超出 GB/T 26572规定的限量要求。

此标志为产品的环保使用期限标志，
且此标保使用期限只适用于产品正常工作的温度和湿度等条件。



注意事项:

1. 本单为保修凭证，请用户妥善保管，如有遗失，恕不保修或退换。
2. 保修期限制：购买之日起十二个月内。
3. 除了不可抗力事件损坏外，由本公司负责，免费维修。
4. 如属保管不善或使用不当造成的损坏，维修点将酌情收费。
5. 擅自拆卸维修者，不予保修。
6. 以上保修条款仅限于中国市场适用（不包含港澳台地区）。

产品服务保证书

姓名: _____ 电话: _____ 地址: _____

商品: _____ 型号: _____ 购买日期: _____ 年 ____ 月 ____ 日

维修记录栏 (由维修员填写)	维修员签名	日期

◆广东得胜电子有限公司 ◆电话: 400-6828-333 ◆地址: 广东省惠州市博罗县龙溪街道富康一路2号