



Self-contained ice maker - Sprayer system
Daily production up to 48 kg


[illegible]

► Features & Plus

- Compact and crystal cube
- AISI 304 SS Scotch Brite finish
- Tropical class +43°C
- Adjustable Stainless Steel feet
- Removable and cleanable air filter
- Air or water cooling system
- Easy cleanable internal rounded surfaces
- HCFC-Free insulated storage
- RoHS Free
- Disappearing insulated door
- Electromechanical operation
- ON-OFF rocker switch
- Standard and special voltages



► Position n°



AISI 304 SS Scotch
Brite finish



Adjustable Stainless Steel feet

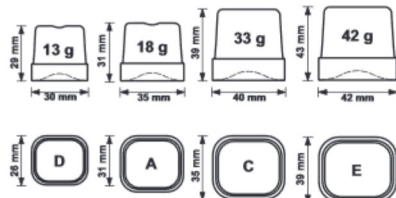


Removable and cleanable air filter




Disappearing insulated door

► Available ice cube size



► Prod. 24h

	Air temp.		Water temp.		kg	lbs
	10° C	50° F	7° C	45° F	48	106
	21° C	70° F	15° C	60° F	44	97

2 Years Warranty
subject to limitations

► **Certifications available for this model**

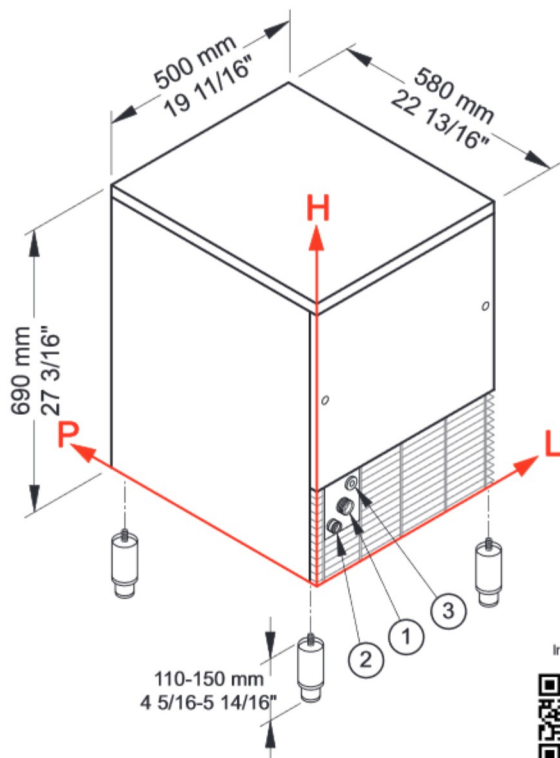




Ice Cube

CB 416

Self-contained ice maker - Sprayer system Daily production up to 48 kg



► Working conditions

- Location: Indoor

	Min	Max
Ambient temperature	+10° C / +50° F	+43° C / 110° F
Water temperature	+3° C / +37° F	+32° C / +90° F
Voltage	-10%	+10%
Water inlet pressure	1bar (14 psi)	6bar (84 psi)

► Performances

		Water temperature					
		7° C	45° F	15° C	60° F	21° C	70° F
Air temperature	10° C	48 kg					
	50° F		106 lbs				
	21° C			44 kg			
	70° F				97 lbs		
	32° C					40 kg	
	90° F						88 lbs

► Connections

All measures are referred to the rear bottom-left corner (L-H-Ø)

- ① Water in.: 111 mm / 4 6/16" - 196 mm / 7 11/16" - 3/4" ② Water out.: 49 mm / 1 15/16" - 151 mm / 5 15/16" - 24 mm / 15/16"
- ③ Electrical connections: 156 mm / 6 2/16" - 232 mm / 9 2/16"

► Technical information

Production in 24h	44 kg / 97 lbs
Store capacity, up to	16 kg / 35 lbs
Cooling system	A - W
Kind of cube	A-18g, C-33g, D-13g, E-42g
Refrigerant	R404A - R452A
Standard voltage	220-240 V ~ 50 Hz
Average power consumption	450 W
Fuse	10 A
Finish	AISI 304 stainless steel, scotch brite

Water consumption	A: 4 l/kg - 47,9 gal/100 lbs
	W: 15 l/kg - 179,7 gal/100 lbs
Sizes (L-P-H mm)	500 - 580 - 690
(L-P-H in)	19 11/16 - 22 13/16 - 27 3/16
Sizes with pack (L-P-H mm)	550 - 630 - 880
(L-P-H in)	21 10/16 - 24 13/16 - 34 10/16
Net weight	52 kg / 115 lbs
Gross weight	60 kg / 132 lbs

All the technical information need to be considered at the following conditions:

Standard Cube (18 g)
Ambient temperature +21° C
Water temperature +15° C
Average power consumption at +43° C (standard voltage)
Refrigerant R404A

Models and specifications are subject to change without notice

Rev. 03 - Issued May 2018



www.bremaice.it
info@bremaice.it

Bim + Data
download

