



Self-contained ice maker - Sprayer system
Daily production up to 32 kg


[illegible]

► Features & Plus

- Compact and crystal cube
- AISI 304 SS Scotch Brite finish
- Tropical class +43°C
- Removable and cleanable air filter
- Air or water cooling system
- Easy cleanable internal rounded surfaces
- HCFC-Free insulated storage
- RoHS Free
- Disappearing insulated door
- Electromechanical operation
- ON-OFF rocker switch
- Standard and special voltages
- HFC Free
- Automatic Washing system



► Position n°



AISI 304 SS Scotch
Brite finish



Removable and cleanable air filter

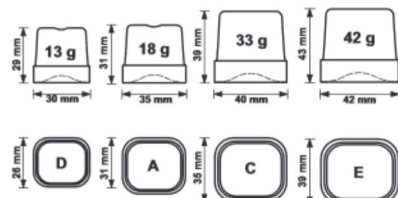


Easy cleanable internal rounded surfaces




Disappearing insulated door

► Available ice cube size



► Prod. 24h

	Air temp.		Water temp.		kg	lbs
	10° C	50° F	7° C	45° F	32	71
	21° C	70° F	15° C	60° F	29	64

2 Years Warranty
subject to limitations

► **Certifications available for this model**



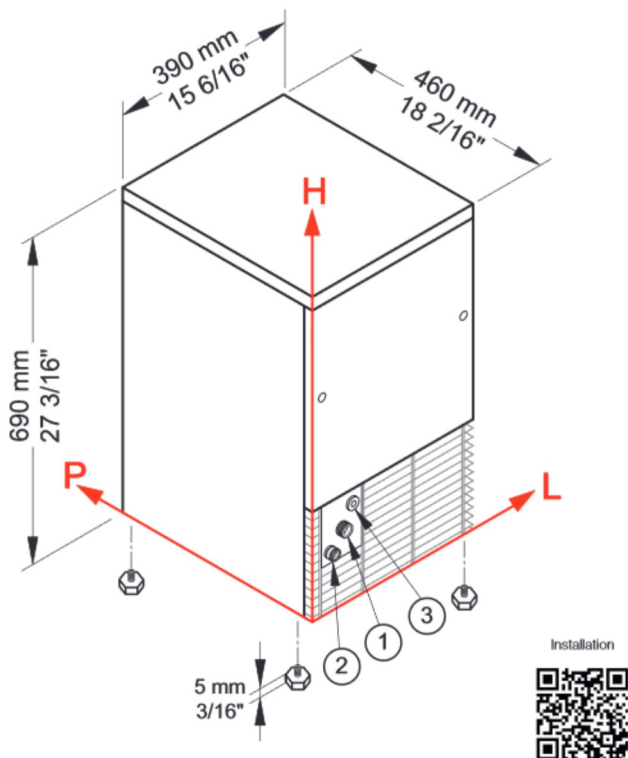


Ice Cube

CB 249 HC



Self-contained ice maker - Sprayer system
Daily production up to 32 kg



► Working conditions

- Location: Indoor

	Min	Max
Ambient temperature	+10° C / +50° F	+43° C / 110° F
Water temperature	+3° C / +37° F	+32° C / +90° F
Voltage	-10%	+10%
Water inlet pressure	1bar (14 psi)	6bar (84 psi)

► Performances

		Water temperature					
		7° C	45° F	15° C	60° F	21° C	70° F
Air temperature	10° C	32 kg					
	50° F		71 lbs				
	21° C			29 kg			
	70° F				64 lbs		
	32° C					24 kg	
	90° F						53 lbs

► Connections

All measures are referred to the rear bottom-left corner (L-H-Ø)

- ① Water in.: 111 mm / 4 6/16" - 175 mm / 6 14/16" - 3/4" ② Water out.: 49 mm / 1 15/16" - 130 mm / 5 2/16" - 24 mm / 15/16"
- ③ Electrical connections: 156 mm / 6 2/16" - 211 mm / 8 5/16"

► Technical information

Production in 24h	29 kg / 64 lbs
Store capacity, up to	9 kg / 20 lbs
Cooling system	A - W
Kind of cube	A-18g, C-33g, D-13g, E-42g
Refrigerant	R290
Standard voltage	220-240 V ~ 50 Hz
Average power consumption	320 W
Fuse	10 A
Electrical consumption	30 kWh/100kg

Water consumption	A: 5 l/kg - 60 gal/100 lbs
	W: 12 l/kg - 144 gal/100 lbs
Sizes (L-P-H mm)	390 - 460 - 690
(L-P-H in)	15 6/16 - 18 2/16 - 27 3/16
Sizes with pack (L-P-H mm)	440 - 520 - 880
(L-P-H in)	17 5/16 - 20 8/16 - 34 10/16
Net weight	37 kg / 82 lbs
Gross weight	44 kg / 97 lbs
Finish	AISI 304 stainless steel, scotch brite

All the technical information must be considered at the following conditions:

Sizes without feet
Standard Cube (18 g)
Ambient temperature +21° C
Water temperature +15° C
Electrical consumption at +32° C (standard voltage)
Average power consumption at +43° C (standard voltage)

Models and specifications are subject to change without notice

Rev. 03 - Issued September 2019



www.bremaice.it
info@bremaice.it

Bim + Data
download

