

wineo

THAT'S FLOORING

wineo 600 rigid
DESIGN FLOORING

ONE CLICK
BETTER!

SPECIAL



#DRESS YOUR FLOOR

**New style, new attitude to life.
The way you dress, the way you live.
Contemporary, self-confident, stylish**

wineo 600 rigid turns your home into a catwalk: Trendy, urban designs that are incredibly fast, simple and well laid. Preferably to the new look today ... wineo 600 rigid- just the right floor for varied so quiet uses!



ONE
CLICK
BETTER!

IN THIS SPECIAL YOU WILL FIND

- ... what Rigid products are all about
- ... why wineo rigid is ideal for refurbishment
- ... what distinguishes wineo rigid from other rigid floors
- ... which supporting role the underlay mat silentRIGID plays
- ... why you should not believe everything you hear about the Rigid floors.



wineo 600 rigid

ROBUST MULTI-TALENT WITH URBAN CHARACTER

Now you can create trendy looks even faster. When using wineo 600 rigid refurbishment is a click better right from the start!

This rigid design floor can be installed over an existing surface without the sub-floor imperfections being visible. The low construction height, extremely stable click connection and high walking comfort are further convincing arguments for wineo 600 rigid. And there's more of them!

NICKNAME: **RENOVATION FLOOR**

Why is wineo 600 rigid also called "renovation floor"? This is because the floor can be laid quickly and cleanly and, with existing floor coverings, hardly any substrate preparation is necessary. The results are so comfortable, stable and stylish that you will simply be amazed. This floor can be laid over existing substrates without trial and error, without the thickness becoming too high. No grinding down or tearing anything out. Few tools, little dirt – the ideal renovation floor.



RIGID

RIGID WHAT DOES THAT EVEN MEAN?

rijgld
"rigid, stiff"

The term "rigid" is currently on everyone's lips when it comes to floor coverings. Rigid floors are multilayer design coverings with rigid carrier boards – also known as Rigid Core or Rigid Board. They belong to the product group of floating click design floors.

Rigid design floor is a variant of the design covering to click. Instead of an elastic product core, a hard carrier board is used for rigid design floors. This gives the floor a better shape and locking stability.

PRODUCT BENEFITS

THE TOP 5

1. HARD BUT ELASTIC

Thanks to the smart product construction, wineo rigid is significantly stronger than classic, elastic floors, but at the same time gentle on the joints, sound-absorbing and pleasantly warm to the feet.



2. DURABLE AND STABLE

In contrast to many other Rigid floors, the robust design floor passes the "Type W" chair roller test with 25,000 revolutions, which confirms its longevity. In the system with the new wineo silentRIGID underlay mat, this performance is additionally increased and the whole package is even quieter.



3. TELE-STOP FUNCTION

Minor unevenness on existing substrates does not telegraph through. What was there before can no longer be seen.



4. LOW OVERALL HEIGHT

The wineo Rigid floor measures just 5 mm, plus the additional silentRIGID underlay mat of only 1.2 mm. That makes a slim 6.2 mm overall.

5. WATERPROOF

Thanks to the water-resistant properties of wineo 600 rigid, it can be used without hesitation in humid areas.



PERFECT FIT underlay mat

POWERFUL COMBINATION WITH BEST PERFORMANCE

It's the mat that counts!

The silentRIGID underlay mat was specially developed for rigid design floors. Only through the combination of rigid flooring and matching underlay mat do all the benefits of your new floor really come into their own, silentRIGID provides stability, quietness and a pleasant feeling when walking with a low product thickness of 1.2 mm. The underlay mat and floor together measure just 6.2 mm in height – a „slim miracle“ for easy renovation.



PERFECT

**THE UNDERLAY MAT
IMPRESSES WITH**

- ... BEST RESULTS IN THE CASTOR CHAIR TEST
- ... HIGH COMPRESSIVE STRENGTH
- ... LONG DURABILITY
- ... HIGH NOISE REDUCTION
- ... SUSTAINABLE RAW MATERIALS
- ... EXCELLENT PRODUCT QUALITY


#silentRIGID



1 Roll out mat.



2 Cut to size.



3 Click the floor – done!

Castor chair test

WINEO RIGID HOLDS AND HOLDS

We have subjected various rigid floors with underlay products (IXPE, XPS, PU underlays) to the Type W test procedure. wineo rigid was one of the few to pass the test with flying colours. Especially with the PU underlay mat silentRIGID, the click connection is so stable that you can even throw a party on this floor.



TEST
THE
BEST



Rigid floor with sophisticated construction

SOFT SHELL, HARD CORE

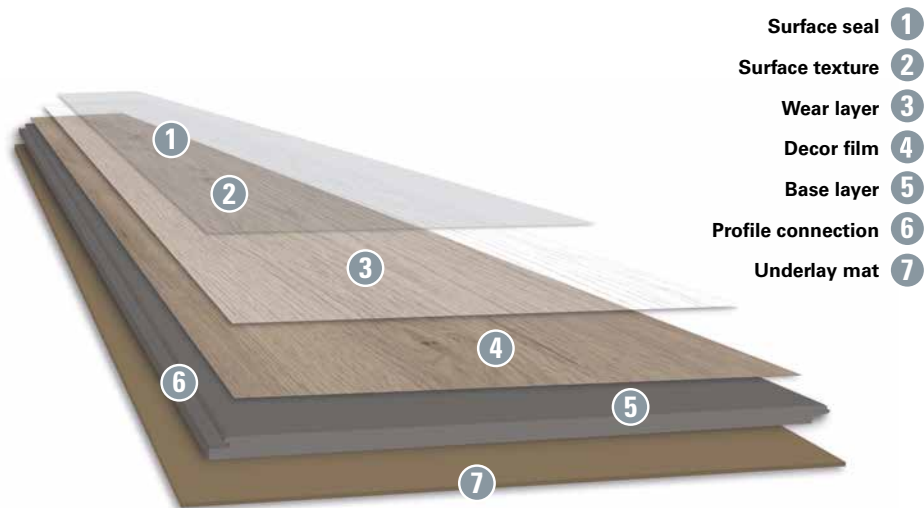
The design of wineo rigid combines two seemingly contradictory properties: The stability of the rigid core with the elasticity of a classic design floor.

For this we have chosen a kind of "sandwich structure", in which the core consists of a rigid polymer material coated with elastic outer layers. This makes our Rigid more elastic than conventional rigid floors and more stable than classic design covering. Most rigid floors are constructed with a rigid product structure. Our construction, which is positioned precisely between these two variants, combines the best properties from the two worlds of elastic and rigid design floors.

Product superstructures

CONVENTIONAL RIGID FLOOR VS.

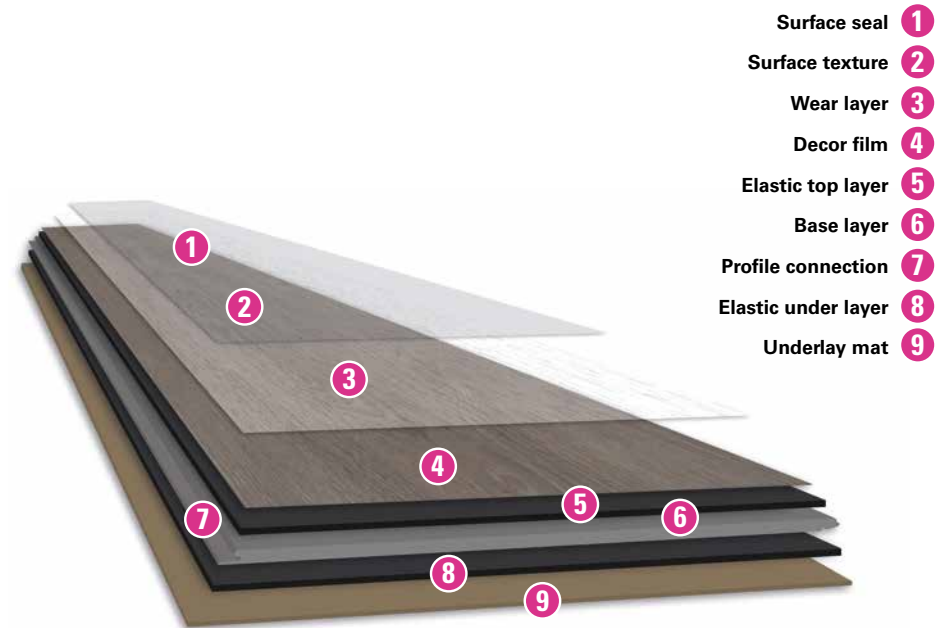
Most rigid floors consist of a rigid, immovable construction. The structure of wineo 600 rigid makes the design floor robust and stable, yet it remains flexible.



- Surface seal 1
- Surface texture 2
- Wear layer 3
- Decor film 4
- Base layer 5
- Profile connection 6
- Underlay mat 7

DESIGN FLOOR

WINEO 600 RIGID



- Surface seal 1
- Surface texture 2
- Wear layer 3
- Decor film 4
- Elastic top layer 5
- Base layer 6
- Profile connection 7
- Elastic under layer 8
- Underlay mat 9

COMMON RIGID CONSTRUCTION

- STURDY CONSTRUCTION
- NO TELEGRAPHING
- 3.5-5 MM PRODUCT CONSTRUCTION
- MATERIAL: RIGID (HARD)
- LOUD
- POOR WALKING COMFORT
- UNDERLAY MAT

THE BETTER DESIGN FLOOR

THE SPECIAL WINEO 600 RIGID

- STURDY CONSTRUCTION
- NO TELEGRAPHING
- 5 MM PRODUCT CONSTRUCTION
- MATERIAL: SEMI-RIGID (HARD & ELASTIC)
- QUIET
- HIGH WALKING COMFORT
- UNDERLAY MAT

A little history

DEVELOPMENT OF CLICK PRODUCTS

The first **"click"** was in laminate flooring in the early 1990s. With the associated simplified installation, the click floor began its triumphant march. And that was just the beginning of the success story.

With the existing pioneer knowledge, an adhesive-free option for quick installation was developed shortly afterwards for design floors as well. In addition, the design covering could be laid even faster than the laminate and was also waterproof. The attractiveness of this easy-to-clean and hard-wearing flooring increased further as a result. For more stability and durability, a click variant with HDF carrier board was produced, which conquered the market as a multi-layer design floor.

To add to this, the wineo innovation team worked on a new, very stable carrier material, which appeared on the market for the first time in 2015 under the name Rigid.

The constructions used to date gave these floors good dimensional stability, durability and water resistance, but they lacked elasticity. Wineo wanted to maintain this important property. But how? After some development time this question was clarified, so that now wineo 600 Rigid floor can be presented in combination with a suitable silentRIGID underlay mat.

Everyone is proud of the result today. And rightly so: The new, semi-rigid floor from wineo combines all the benefits of the previously developed click design floors and scores with additional performance.

1990



2005



2010



2015



2020



RIGID ≠ RIGID

6 MYTHS ABOUT RIGID FLOORS

Many statements about rigid floors are circulating on the market. They clearly state the many benefits of hard-wearing design covering, not all of which are verifiable. So that you can enjoy your new Rigid floor for a long time, we are going to explain what these assertions are all about.

Harder is better *"Rigid is always better than an elastic design floor."*

Rigid floors have many benefits due to their hardness. But if you compare them to classic, elastic design coverings, rigid floors, thanks to the use of SPC, are rigid, noisy and not so pleasant to walk on. **We have therefore developed a rigid floor that has a stable product core while the outer layer remains elastic.**

1

No problem with a conservatory *"All Rigid products can easily be laid in conservatories."*

Wrong conclusion! Only because the rigid floor is dimensionally stable, i.e. can tolerate heat well, it is not automatically suitable for conservatories. This is because the surface can change under extreme sunlight in the same way as with other floor coverings.

2

No need to warm up *"Rigid floors can be laid directly without acclimatization."*

Even though the floors look as hard as stone, these materials are still adjusting. **We therefore recommend that the product be left in the room to be worked on up to 24 hours before installation.**

3

Mat not always necessary *"Rigid floors can be laid without underlay mats."*

We do not advise that. Most Rigid floors are constructed in such a way that they would be much too noisy without the underlay mat. **We recommend using an underlay mat in any case. With our silentRIGID, specially developed for rigid floors, the click connection is particularly stable.** Smaller unevenness of the substrate is compensated and the sound is further reduced.

4

Just put down and finished *"The substrate preparation is not necessary when laying Rigid floors."*



This is a fallacy. We also recommend preparing the substrate for these floors ... even if smaller irregularities do not telegraph through. **We therefore speak of the "Tele-Stop" benefit with our rigid floor.**

5

Finally seamless *"Rigid can be laid throughout the house without expansion joints."*

That is a frequently heard rigid myth. Rigid product is dimensionally stable, but there is no guarantee that the completely non-joint installation will work in the long term. **We recommend using at least expansion joints between the doors.** For further information please use our installation instructions.

6

INNOVATION

TIME

WISHLIST

**IS WINEO 600 RIGID
THE IDEAL FLOOR COVERING FOR WHAT I WANT TO DO?**

I WANT TO ...

- ... QUICKLY REFURBISH
- ... SIMPLY RENOVATE WITHOUT DIRT
- ... A FLOOR THAT CAN WITHSTAND A LOT
- ... REMOVE THE FLOOR QUICKLY IF NECESSARY
- ... SET UP A HOME OFFICE
- ... THROW A PARTY MORE OFTEN
- ... WALK BAREFOOT ON THE FLOOR
WITHOUT GETTING COLD FEET



DECORS

CONFIDENT IN STYLE. GO AHEAD.



WINEO 600

- ... TRENDY DESIGNS
WITH URBAN CHARACTER
- ... FOR PRIVATE USE
OR LIGHT COMMERCIAL
- ... WOOD DESIGNS IN XL FORMATS WITH
REGISTERED EMBOSSED SURFACE AND
CONCRETE DESIGNS WITH REAL JOINT
- ... MODERN STYLES TO RESIDE,
WORK AND LIVE
IN NEW YORK, SYDNEY OR LONDON.

Is wineo 600 rigid going to meet your requirements?
Perfect, then quickly lay your new floor! Then let's go with the slogan:

**#DRESS YOUR FLOOR
WITH RIGID CORE!**




INSPIRATIONS

DISCOVER MORE!

en.wineo.de/wineo600



wineo – That's Flooring



Windmüller GmbH

Nord-West-Ring 21
D-32832 Augustdorf

Tel.: +49 (0) 52 37 609 - 0

Fax: +49 (0) 52 37 609 - 309

info@wineo.de

www.wineo.de



Product no. 20060086 | 02/2020

wineo