



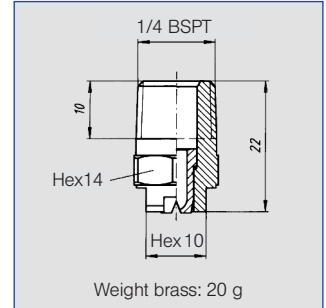
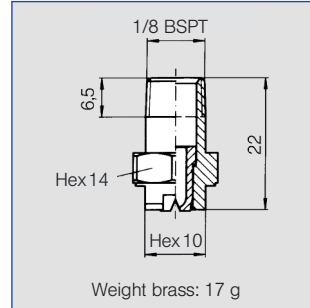

Flat fan nozzles

Series 632



Standard design with conical, self-sealing thread connection. Stable spray angle. Uniform, parabolical distribution of liquid. Spray pipes equipped with these nozzles show an extremely uniform total distribution of liquid.

Applications:
Spray cleaning, surface treatment, filter cleaning, belt cleaning, lubricating, coating.



Spray angle	Ordering no.						A Ø [mm]	E Ø [mm]	V̇ [l/min]										Spray width B at p = 2 bar	
	Type	Material-no.				Code			p [bar]											
		16	17	30	5E				[US gal./min] at 40 psi										H= 250 mm	H= 500 mm
	1.4305/303 SS	1.4571/316 SS	Brass	PVDF	1/8" BSPT	1/4" BSPT			0,5	1,0	2,0	3,0	5,0	10,0						
20°	632.301	○	○	○	○	CA CC	0,70	0,60	0,16*	0,23*	0,32	0,10	0,39	0,51	0,72	65	120			
	632.361	○	○	○	○	CA CC	1,00	0,80	0,31*	0,44*	0,63	0,20	0,77	1,00	1,40	70	130			
	632.441	○	○	○	○	CA CC	1,35	1,10	0,62*	0,88	1,25	0,39	1,53	1,98	2,80	75	145			
	632.481	○	○	○	○	CA CC	1,50	1,20	0,80*	1,13	1,60	0,50	1,96	2,53	3,58	75	150			
30°	632.302	○	○	○	○	CA CC	0,60	0,50	0,16*	0,23*	0,32	0,10	0,39	0,51	0,72	120	235			
	632.362	○	○	○	○	CA CC	1,00	0,70	0,31*	0,44*	0,63	0,20	0,77	1,00	1,40	120	235			
	632.402	○	○	○	○	CA CC	1,20	0,90	0,50*	0,71	1,00	0,31	1,23	1,58	2,24	120	235			
	632.482	○	○	○	○	CA CC	1,50	1,10	0,80*	1,13	1,60	0,50	1,96	2,53	3,58	120	235			
	632.562	○	○	○	○	CA CC	2,00	1,50	1,25	1,77	2,50	0,78	3,06	3,95	5,59	120	235			
	632.642	○	○	○	-	CC	2,50	1,80	2,00	2,83	4,00	1,24	4,90	6,33	8,94	120	240			
	632.722	○	○	○	-	CC	3,00	2,40	3,15	4,46	6,30	1,95	7,72	9,96	14,09	125	240			
45°	632.303	○	○	○	-	CA CC	0,70	0,50	0,16*	0,23*	0,32	0,10	0,39	0,51	0,72	150	270			
	632.363	○	○	○	○	CA CC	1,00	0,60	0,31*	0,44*	0,63	0,20	0,77	1,00	1,40	155	280			
	632.403	○	○	○	○	CA CC	1,20	0,90	0,50*	0,71	1,00	0,31	1,23	1,58	2,24	175	320			
	632.483	○	○	○	○	CA CC	1,50	1,10	0,80*	1,13	1,60	0,50	1,96	2,53	3,58	180	340			
	632.563	○	○	○	○	CA CC	2,00	1,40	1,25	1,77	2,50	0,78	3,06	3,95	5,59	185	355			
	632.643	○	○	○	○	CA CC	2,50	1,80	2,00	2,83	4,00	1,24	4,90	6,33	8,94	195	370			
	632.723	○	○	○	-	CC	3,00	2,40	3,15	4,46	6,30	1,95	7,72	9,96	14,09	200	375			
	632.763	○	○	○	-	CC	3,50	2,60	4,00	5,66	8,00	2,48	9,80	12,65	17,89	200	380			
632.803	○	○	○	-	CC	4,00	3,00	5,00	7,07	10,00	3,10	12,25	15,81	22,36	205	385				

A = Equivalent bore diameter · E = narrowest free cross section
*Differing spray pattern
Subject to technical modifications.

Continued on next page.

Example for ordering: Type 632.301 + Material no. 16 + Code CA = Ordering no. 632.301.16.CA

The folded page at the end of the catalogue will give you a survey on the various assembly possibilities. For complete assembly accessories, please refer to »Accessories«.