

AH1/CP-3F

cylindrical inductive

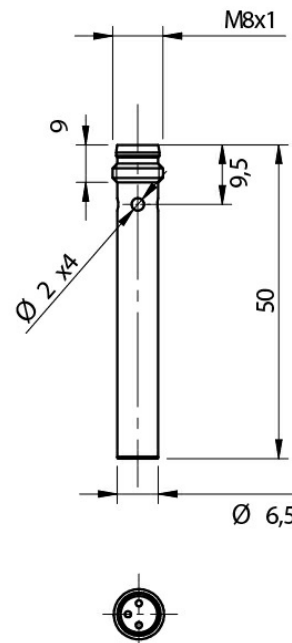


Micro Detectors

Italian Sensors Technology



Indicative image



Detection properties

Nominal sensing distance	2mm
Operanting distance	0...1,62mm
Standard target	8x8mm FE360
Correction Factor	copper: 0,10 / aluminium: 0,17 / brass: 0,25 / stainless steel: 0,60
Thermal drift of Sr	< 10%
Repeat Accuracy	5% (UB 24V Ta=23°C ±5°C)
Hysteresis	1 ... 20%

Outputs

Output type	PNP
Output Function	NC
Switching frequency	5kHz

Electrical data

Operating Voltage	10...30Vdc
No-Load supply current	≤ 10mA
Load current	≤ 200mA
Leakage current	≤ 10μA
Output voltage drop	≤ 1,8V @200mA
Max ripple content	≤10%
LED indicators	Yellow LED output state
Time delay before availability	≤ 50ms
Short-circuit protection	Yes
Reverse Polarity Protection	Yes
Protection against inductive loads	Yes

Mechanical data

Mounting	Shielded
Dimensions	Ø6,5 / L = 50mm
Weight	5g
Housing Material	Nickel-plated brass
Connections	M8 Plug
Active Head Material	PBT
Operating temperature	-25°C...+70°C
Diameter/Dimension	Ø6,5

Test/Approvals

Approvals	CE UR
EMC compatibility	IEC 60947-5-2
Shocks and vibrations	Vibration IEC 60068-2-6 / Shock IEC 60068-2-27
Degree of protection	IP67

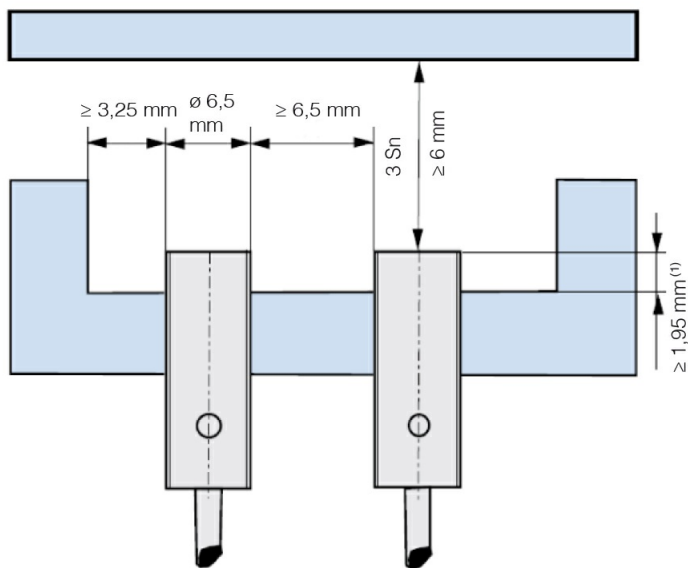
ELECTRICAL DIAGRAMS OF THE CONNECTIONS



CONNECTOR



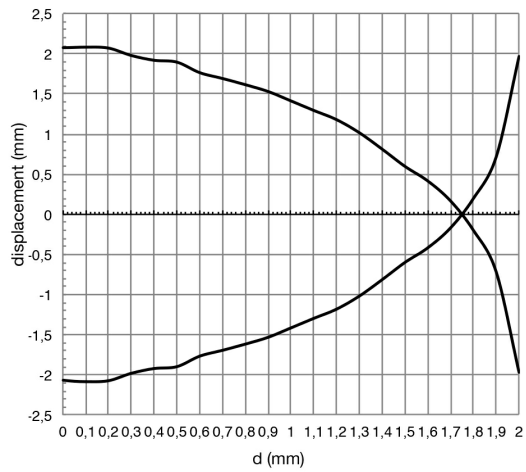
INSTALLATION



⁽¹⁾ $\geq 2,6 \text{ mm}$ for non magnetic materials

RESPONSE CURVES

Disassamento Parallelo



M.D. Micro Detectors S.p.A.

Strada S. Caterina, 235

41122 Modena (MO)

Tel. 059 420411

Fax 059 253973

E-mail info@microdetectors.com

date of printing

01/12/2020 08:31:09