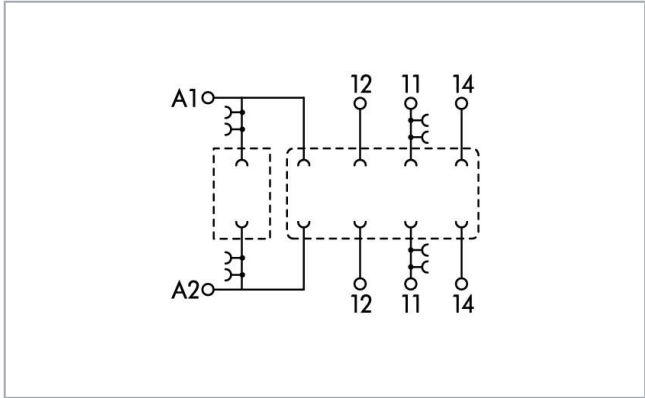



# Data sheet | Item number: 788-100

Relay socket; 1 changeover contact; for 15 mm basic relays; gray

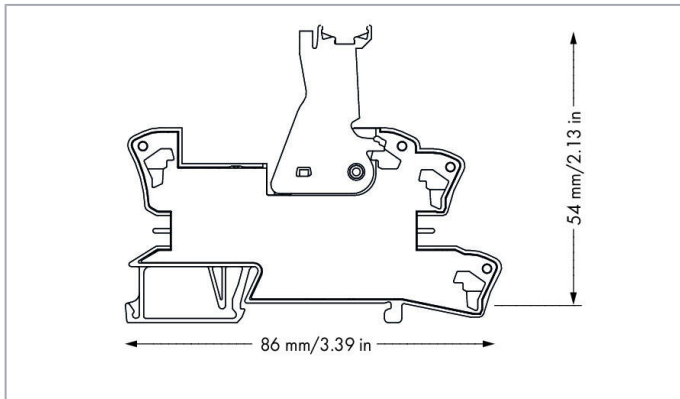
[www.wago.com/788-100](http://www.wago.com/788-100)



RoHS  
Compliant ✓

[BOMcheck.net](https://www.bomcheck.net)

Color: ■



## Data

### Technical Data

### Control circuit

Nominal input voltage $U_N$	AC/DC 250 V (depends on relay)
Input voltage range	AC/DC 0 ... 250 V
Nominal input current at $U_N$	0

Subject to changes. Please also observe the further product documentation!

WAGO Kontakttechnik GmbH & Co. KG  
Hansastr. 27  
32423 Minden  
Phone: +49571 887-0 | Fax: +49571 887-169  
Email: [info.de@wago.com](mailto:info.de@wago.com) | Web: [www.wago.com](http://www.wago.com)

Do you have any questions about our products?  
We are always happy to take your call at +49 (571) 887-44222.



## Load circuit

Number of changeover/switchover contacts	1
Limiting continuous current	16 A
Switching voltage (max.)	AC 250 V
Switching power (resistive) (max.)	AC 4000 VA

## Safety and protection

Rated voltage	250 V
Rated surge voltage	4 kV
Pollution degree	3
Dielectric strength, control/load circuit (AC, 1 min)	6 kVrms (depends on relay)
Dielectric strength, open contact (AC, 1 min)	1 kVrms (depends on relay)
Dielectric strength, channel/channel (AC, 1 min.)	(depending on relay))
Protection type	IP20

## Connection data

Connection technology	Push-in CAGE CLAMP®
Solid conductor	0.34 ... 2.5 mm <sup>2</sup> / 22 ... 14 AWG
Fine-stranded conductor	0.34 ... 2.5 mm <sup>2</sup> / 22 ... 14 AWG
Strip length	9 ... 10 mm / 0.35 ... 0.39 inch

## Physical data

Width	15 mm / 0.591 inch
Height from upper-edge of DIN-rail	54 mm / 2.126 inch
Depth	86 mm / 3.386 inch

## Mechanical data

Mounting type	DIN-35 rail
---------------	-------------

## Material Data

Color	gray
Weight	31.2 g

Subject to changes. Please also observe the further product documentation!

## Standards and specifications












Standards/specifications	EN 60664-1
--------------------------	------------

## Commercial data

Product Group	6 (Interface Electronics)
Packaging type	BOX
Country of origin	CN
GTIN	4050821591764
Customs tariff number	85366990990


## Compatible products

### Marking accessories








	<b>Item no.: 2009-110</b> Marking strips; for Smart Printer; on reel; not stretchable; plain; snap-on type; white	<a href="http://www.wago.com/2009-110">www.wago.com/2009-110</a>
	<b>Item no.: 2009-115</b> WMB-Inline; for Smart Printer; 1500 pieces on roll; stretchable 5 - 5.2 mm; plain; snap-on type; white	<a href="http://www.wago.com/2009-115">www.wago.com/2009-115</a>
	<b>Item no.: 209-128</b> Adaptor; gray	<a href="http://www.wago.com/209-128">www.wago.com/209-128</a>
	<b>Item no.: 209-183</b> Marker card; white	<a href="http://www.wago.com/209-183">www.wago.com/209-183</a>
	<b>Item no.: 210-110</b> Fiber-tip pen	<a href="http://www.wago.com/210-110">www.wago.com/210-110</a>
	<b>Item no.: 249-105</b> Group marker carrier; gray	<a href="http://www.wago.com/249-105">www.wago.com/249-105</a>
	<b>Item no.: 793-501</b> WMB marking card; as card; not stretchable; plain; snap-on type; white	<a href="http://www.wago.com/793-501">www.wago.com/793-501</a>
	<b>Item no.: 793-502</b> WMB marking card; as card; MARKED; 1 ... 10 (10x); not stretchable; Horizontal marking; snap-on type; white	<a href="http://www.wago.com/793-502">www.wago.com/793-502</a>
	<b>Item no.: 793-503</b> WMB marking card; as card; MARKED; 11 ... 20 (10x); not stretchable; Horizontal marking; snap-on type; white	<a href="http://www.wago.com/793-503">www.wago.com/793-503</a>
	<b>Item no.: 793-504</b> WMB marking card; as card; MARKED; 21 ... 30 (10x); not stretchable; Horizontal marking; snap-on type; white	<a href="http://www.wago.com/793-504">www.wago.com/793-504</a>
	<b>Item no.: 793-505</b> WMB marking card; as card; MARKED; 31 ... 40 (10x); not stretchable; Horizontal marking; snap-on type; white	<a href="http://www.wago.com/793-505">www.wago.com/793-505</a>

Subject to changes. Please also observe the further product documentation!










## tools

	<b>Item no.: 210-720</b> Operating tool; Blade: 3.5 x 0.5 mm; with a partially insulated shaft; multicoloured	<a href="http://www.wago.com/210-720">www.wago.com/210-720</a>
--	--	--
















## Jumper

	<b>Item no.: 788-113</b> Jumper; for jumper slot; 2-way; insulated	<a href="http://www.wago.com/788-113">www.wago.com/788-113</a>
	<b>Item no.: 788-114</b> Jumper; for jumper slot; 3-way; insulated	<a href="http://www.wago.com/788-114">www.wago.com/788-114</a>
	<b>Item no.: 788-115</b> Jumper; for jumper slot; 4-way; insulated	<a href="http://www.wago.com/788-115">www.wago.com/788-115</a>
	<b>Item no.: 788-116</b> Jumper; for jumper slot; 6-way; insulated	<a href="http://www.wago.com/788-116">www.wago.com/788-116</a>
	<b>Item no.: 788-117</b> Jumper; for jumper slot; 8-way; insulated	<a href="http://www.wago.com/788-117">www.wago.com/788-117</a>
	<b>Item no.: 788-118</b> Jumper; for jumper slot; from 1 to 3; insulated	<a href="http://www.wago.com/788-118">www.wago.com/788-118</a>
	<b>Item no.: 859-402</b> Jumper; for jumper slot; 2-way; insulated; light gray	<a href="http://www.wago.com/859-402">www.wago.com/859-402</a>

## General accessories

	<b>Item no.: 209-145</b> Group marker carrier; white	<a href="http://www.wago.com/209-145">www.wago.com/209-145</a>
	<b>Item no.: 209-184</b> Protection cover; transparent	<a href="http://www.wago.com/209-184">www.wago.com/209-184</a>
	<b>Item no.: 788-120</b> Accessories for relay modules; Operation status indicator: red	<a href="http://www.wago.com/788-120">www.wago.com/788-120</a>
	<b>Item no.: 788-121</b> Accessories for relay modules; Operation status indicator: red	<a href="http://www.wago.com/788-121">www.wago.com/788-121</a>
	<b>Item no.: 788-122</b> Operation status indicator; 110 VDC	<a href="http://www.wago.com/788-122">www.wago.com/788-122</a>
	<b>Item no.: 788-123</b> Accessories for relay modules; Operation status indicator: red	<a href="http://www.wago.com/788-123">www.wago.com/788-123</a>
	<b>Item no.: 788-124</b> Accessories for relay modules; Operation status indicator: red; Nominal operating voltage: 115 VAC	<a href="http://www.wago.com/788-124">www.wago.com/788-124</a>
	<b>Item no.: 788-125</b> Accessories for relay modules; Operation status indicator: red; Nominal operating voltage: 230 VAC	<a href="http://www.wago.com/788-125">www.wago.com/788-125</a>
	<b>Item no.: 788-148</b> Filter module; RC filter element; Nominal voltage: 230 VAC	<a href="http://www.wago.com/788-148">www.wago.com/788-148</a>

Subject to changes. Please also observe the further product documentation!

	<b>Item no.: 788-150</b> Basic relay; Nominal input voltage: 12 VDC; 1 changeover contact; Limiting continuous current: 16 A; Module width: 13 mm; Module height: 15 mm	<a href="http://www.wago.com/788-150">www.wago.com/788-150</a>
	<b>Item no.: 788-154</b> Basic relay; Nominal input voltage: 24 VDC; 1 changeover contact; Limiting continuous current: 16 A; Module width: 13 mm; Module height: 15 mm	<a href="http://www.wago.com/788-154">www.wago.com/788-154</a>
	<b>Item no.: 788-158</b> Basic relay; Nominal input voltage: 48 VDC; 1 changeover contact; Limiting continuous current: 16 A; Module width: 13 mm; Module height: 15 mm	<a href="http://www.wago.com/788-158">www.wago.com/788-158</a>
	<b>Item no.: 788-162</b> Basic relay; Nominal input voltage: 60 VDC; 1 changeover contact; Limiting continuous current: 16 A; Module width: 13 mm; Module height: 15 mm	<a href="http://www.wago.com/788-162">www.wago.com/788-162</a>
	<b>Item no.: 788-166</b> Basic relay; Nominal input voltage: 110 VDC; 1 changeover contact; Limiting continuous current: 16 A; Module width: 13 mm; Module height: 15 mm	<a href="http://www.wago.com/788-166">www.wago.com/788-166</a>
	<b>Item no.: 788-170</b> Basic relay; Nominal input voltage: 24 VAC; 1 changeover contact; Limiting continuous current: 16 A; Module width: 13 mm; Module height: 15 mm	<a href="http://www.wago.com/788-170">www.wago.com/788-170</a>
	<b>Item no.: 788-174</b> Basic relay; Nominal input voltage: 115 VAC; 1 changeover contact; Limiting continuous current: 16 A; Module width: 13 mm; Module height: 15 mm	<a href="http://www.wago.com/788-174">www.wago.com/788-174</a>
	<b>Item no.: 788-175</b> Basic relay; Nominal input voltage: 115 VAC; 1 changeover contact; Limiting continuous current: 16 A; with gold contacts; Module width: 13 mm; Module height: 15 mm	<a href="http://www.wago.com/788-175">www.wago.com/788-175</a>
	<b>Item no.: 788-178</b> Basic relay; Nominal input voltage: 230 VAC; 1 changeover contact; Limiting continuous current: 16 A; Module width: 13 mm; Module height: 15 mm	<a href="http://www.wago.com/788-178">www.wago.com/788-178</a>
	<b>Item no.: 788-179</b> Basic relay; Nominal input voltage: 230 VAC; 1 changeover contact; Limiting continuous current: 16 A; with gold contacts; Module width: 13 mm; Module height: 15 mm	<a href="http://www.wago.com/788-179">www.wago.com/788-179</a>
<b>ferrule</b>		
	<b>Item no.: 216-241</b> Ferrule; Sleeve for 0.5 mm <sup>2</sup> / 20 AWG; insulated; electro-tin plated; electrolytic copper; gastight crimped; acc. to DIN 46228, Part 4/09.90; white	<a href="http://www.wago.com/216-241">www.wago.com/216-241</a>
	<b>Item no.: 216-242</b> Ferrule; Sleeve for 0.75 mm <sup>2</sup> / 18 AWG; insulated; electro-tin plated; electrolytic copper; gastight crimped; acc. to DIN 46228, Part 4/09.90; gray	<a href="http://www.wago.com/216-242">www.wago.com/216-242</a>
	<b>Item no.: 216-243</b> Ferrule; Sleeve for 1 mm <sup>2</sup> / AWG 18; insulated; electro-tin plated; electrolytic copper; gastight crimped; acc. to DIN 46228, Part 4/09.90; red	<a href="http://www.wago.com/216-243">www.wago.com/216-243</a>
	<b>Item no.: 216-244</b> Ferrule; Sleeve for 1.5 mm <sup>2</sup> / AWG 16; insulated; electro-tin plated; electrolytic copper; gastight crimped; acc. to DIN 46228, Part 4/09.90; black	<a href="http://www.wago.com/216-244">www.wago.com/216-244</a>
	<b>Item no.: 216-542</b> Twin ferrule; Sleeve for 2 x 1 mm <sup>2</sup> / AWG 2 x 18; red, insulated; 12 mm long; red	<a href="http://www.wago.com/216-542">www.wago.com/216-542</a>

Subject to changes. Please also observe the further product documentation!