

EDITION / VERSİYON
08/2012

WINDOW AND DOOR
PENCERE VE KAPI

SYSTEM 40C
SİSTEM 40C



KURTOĞLU®
ALUMINIUM



WINDOW AND DOOR PENCERE VE KAPI

SYSTEM 40C SİSTEM 40C

TECHNICAL INFORMATION / TEKNİK AÇIKLAMALAR

Window & Door Opportunities

Pencere ve Kapı Seçenekleri

System Properties / Sistem Özellikleri

Modern Design / Modern Dizayn

Wall Thickness / Et Kalınlığı : 1.2 - 1.3 mm

Frame Height / Kasa Geniřliđi : 40 mm

Vent Height / Kanat Geniřliđi : 45 mm

Safety Drainage System / Güvenli Tahliye Sistemi

EPDM Gaskets / EPDM Fitil

Glazing From 4 mm to 22 mm

Cam Kullanımı 4mm' den 22 mm

40C ALUMinium / 40C ALÜminyum
Euro Groove 1 / Standart Avrupa Kanal 1

40C PERImetric / 40C PERİmetrik

- * Perimetric Groove suitable for 9 axis and 20 mm hinge mounting dimension / Perimetrik 9 aks 20mm menteşe montaj mesafesine uygundur.
- * 09-156-00 extruded joint is suitable for GU unijet - D and Aubi A300 / 09-156-00 köşe takozu GU unijet - D ve Aubi A300 ile uyumludur.

Code Logic / Kod Mantığı

40C	101	00
Factory Standard Fabrika Standardı		
Group / Grup		
Title / Seri		

Titles / Seriler

40C - System Name / Sistem Adı

07 - Alternative Adaptors / Alternatif Adaptörler

08 - Glazing Beats / Cam Çıtalrı

09 - Extruded Corner Joints / Pres Köşe Takozu

Groups / Gruplar

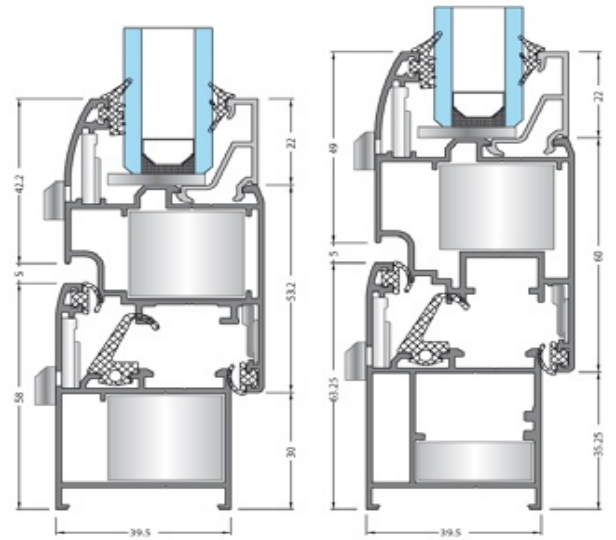
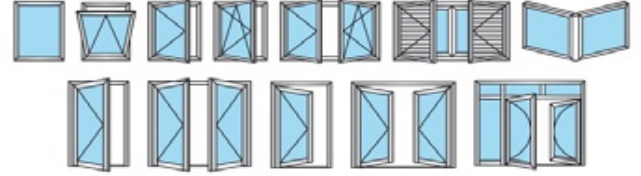
101, 102,... - Frames / Kasalar

201, 251,... - Vents / Kanatlar

301, 302,... - Mullions / Orta Kayıtlar

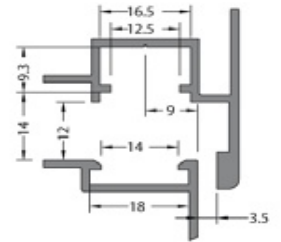
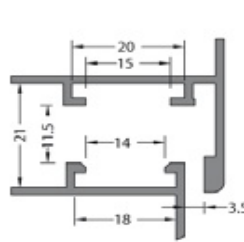
401, 402,... - Kick Plates and Adaptors / Etek ve Adaptörleri

501, 502,... - Adaptors / Adaptörler



Euro Groove Section 1
Standart Avrupa Kanal 1

Perimetric Section
PVC Kanal



Alloy / Alařım

The alloys of the aluminium profiles are 6060 and 6063 (AlMgSi 0,5 - F22) based on EN 12020-2 / 755-9 standards

Alüminyum profil alařımları 6060 ve 6063 (AlMgSi 0,5 - F22) EN 12020-2 / 755-9 standartlarına uygundur.

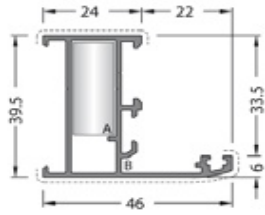
All drawings are not scaled.

Tüm çizimler ölçeksizdir.

Lorenzoline
aluminium profile system



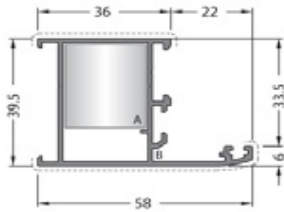
TÜV Rheinland
Berlin Brandenburg



CODE / KOD
40C-101-00
 THEORETICAL WEIGHT kg/m
 TEORİK AĞIRLIK kg/m
0.594
 EXTRUDED CORNER JOINT
 KÖŞE TAKIYUZI
 DIE-CAST CORNER JOINT
 DÖKÜM BAĞLANTI

A CC-101-26.5
B LC-174

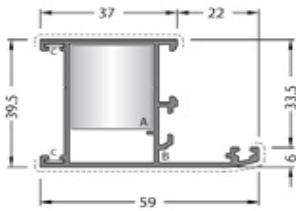
LC-1127



CODE / KOD
40C-103-00
 THEORETICAL WEIGHT kg/m
 TEORİK AĞIRLIK kg/m
0.701
 EXTRUDED CORNER JOINT
 KÖŞE TAKIYUZI
 DIE-CAST CORNER JOINT
 DÖKÜM BAĞLANTI

A CC-103-26.5
B LC-174

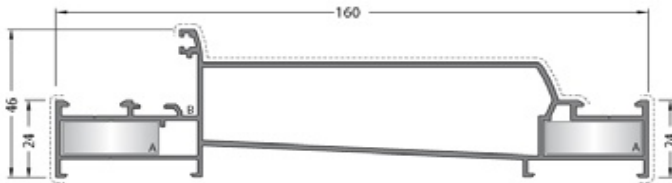
LC-2327



CODE / KOD
40C-106-00
 THEORETICAL WEIGHT kg/m
 TEORİK AĞIRLIK kg/m
0.723
 EXTRUDED CORNER JOINT
 KÖŞE TAKIYUZI
 DIE-CAST CORNER JOINT
 DÖKÜM BAĞLANTI

A CC-103-26.5
B LC-174
C MO 19

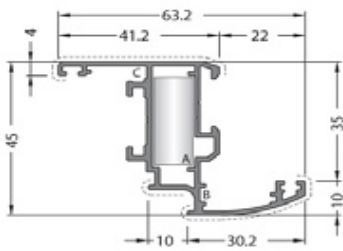
LC-2327



CODE / KOD
40C-105-00
 THEORETICAL WEIGHT kg/m
 TEORİK AĞIRLIK kg/m
1.786

EXTRUDED CORNER JOINT
 KÖŞE TAKIYUZI
A CC-101-26.5
B LC-174

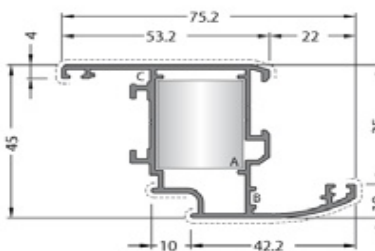
DIE-CAST CORNER JOINT
 DÖKÜM BAĞLANTI
LC-1127



CODE / KOD
40C-201-00
 THEORETICAL WEIGHT kg/m
 TEORİK AĞIRLIK kg/m
0.786
 EXTRUDED CORNER JOINT
 KÖŞE TAKIYUZI
 DIE-CAST CORNER JOINT
 DÖKÜM BAĞLANTI

A CC-101-26.5
B LC-174
C PK-20

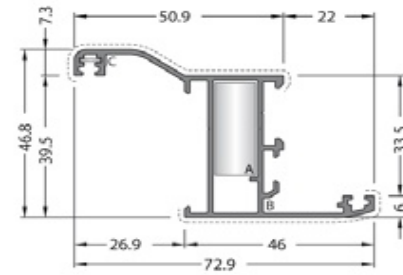
LC-1127



CODE / KOD
40C-203-00
 THEORETICAL WEIGHT kg/m
 TEORİK AĞIRLIK kg/m
0.908
 EXTRUDED CORNER JOINT
 KÖŞE TAKIYUZI
 DIE-CAST CORNER JOINT
 DÖKÜM BAĞLANTI

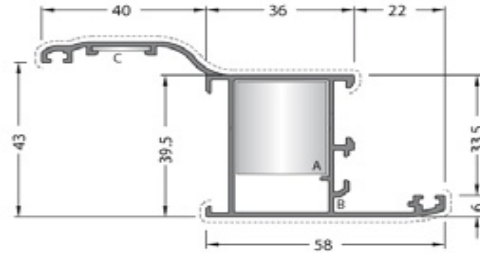
A CC-103-26.5
B LC-174
C PK-20

LC-2327



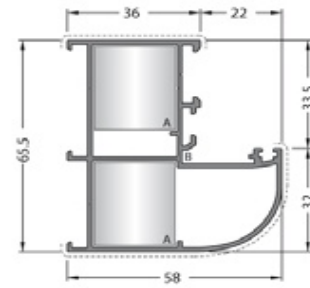
CODE / KOD
40C-102-00
 THEORETICAL WEIGHT kg/m
 TEORİK AĞIRLIK kg/m
0.756
 EXTRUDED CORNER JOINT
 KÖŞE TAKIYUZI
A CC-101-26.5
B LC-174
C MO 19

DIE-CAST CORNER JOINT
 DÖKÜM BAĞLANTI
A LC-1127



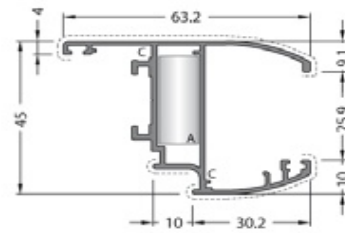
CODE / KOD
40C-123-00
 THEORETICAL WEIGHT kg/m
 TEORİK AĞIRLIK kg/m
0.922
 EXTRUDED CORNER JOINT
 KÖŞE TAKIYUZI
A CC-103-26.5
B LC-174
C PK-20.1

DIE-CAST CORNER JOINT
 DÖKÜM BAĞLANTI
A LC-2327



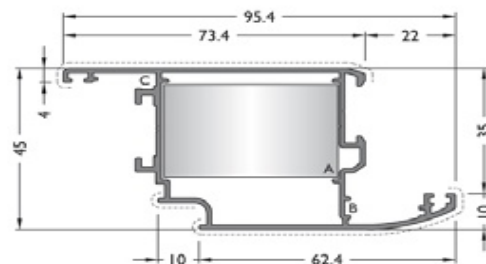
CODE / KOD
40C-104-00
 THEORETICAL WEIGHT kg/m
 TEORİK AĞIRLIK kg/m
1.054
 EXTRUDED CORNER JOINT
 KÖŞE TAKIYUZI
A CC-103-26.5
B LC-174

DIE-CAST CORNER JOINT
 DÖKÜM BAĞLANTI
A LC-2327



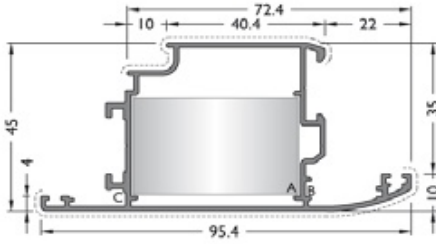
CODE / KOD
40C-202-00
 THEORETICAL WEIGHT kg/m
 TEORİK AĞIRLIK kg/m
0.815
 EXTRUDED CORNER JOINT
 KÖŞE TAKIYUZI
A CC-101-26.5
C PK-20

DIE-CAST CORNER JOINT
 DÖKÜM BAĞLANTI
A LC-1127



CODE / KOD
40C-204-00
 THEORETICAL WEIGHT kg/m
 TEORİK AĞIRLIK kg/m
1.000
 EXTRUDED CORNER JOINT
 KÖŞE TAKIYUZI
A CC-105-26.5
B LC-174
C PK-20

DIE-CAST CORNER JOINT
 DÖKÜM BAĞLANTI
A LC-4327

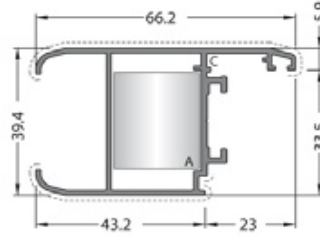


CODE / KOD
40C-205-00
THEORETICAL WEIGHT kg/m
TEORİK AĞIRLIK kg/m
1.000

EXTRUDED CORNER JOINT
KÖŞE TAKIYUZU

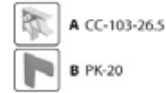


DIE-CAST CORNER JOINT
DÖKÜM BAĞLANTI

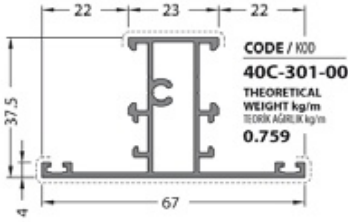


CODE / KOD
40C-206-00
THEORETICAL WEIGHT kg/m
TEORİK AĞIRLIK kg/m
0.795

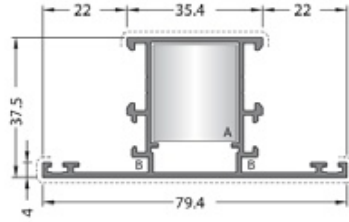
EXTRUDED CORNER JOINT
KÖŞE TAKIYUZU



DIE-CAST CORNER JOINT
DÖKÜM BAĞLANTI



CODE / KOD
40C-301-00
THEORETICAL WEIGHT kg/m
TEORİK AĞIRLIK kg/m
0.759

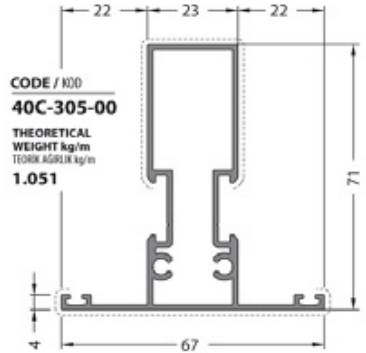


CODE / KOD
40C-302-00
THEORETICAL WEIGHT kg/m
TEORİK AĞIRLIK kg/m
0.831

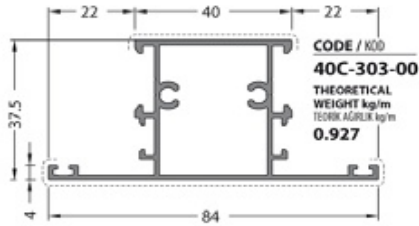
EXTRUDED CORNER JOINT
KÖŞE TAKIYUZU



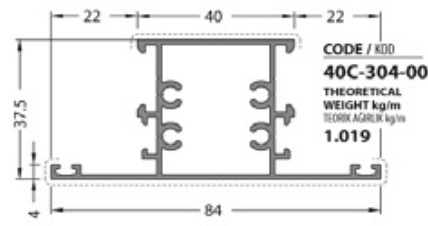
DIE-CAST CORNER JOINT
DÖKÜM BAĞLANTI



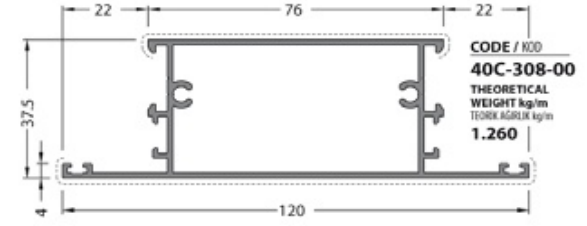
CODE / KOD
40C-305-00
THEORETICAL WEIGHT kg/m
TEORİK AĞIRLIK kg/m
1.051



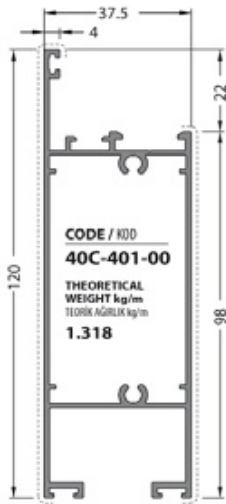
CODE / KOD
40C-303-00
THEORETICAL WEIGHT kg/m
TEORİK AĞIRLIK kg/m
0.927



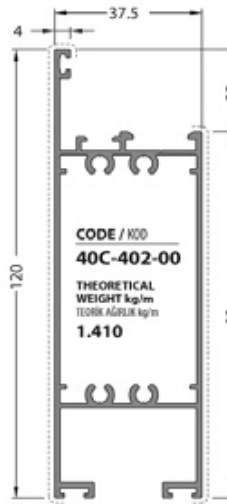
CODE / KOD
40C-304-00
THEORETICAL WEIGHT kg/m
TEORİK AĞIRLIK kg/m
1.019



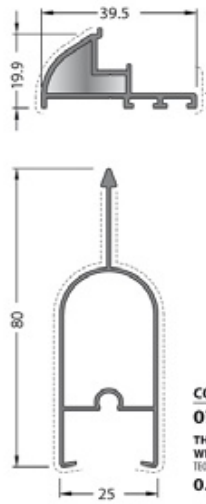
CODE / KOD
40C-308-00
THEORETICAL WEIGHT kg/m
TEORİK AĞIRLIK kg/m
1.260



CODE / KOD
40C-401-00
THEORETICAL WEIGHT kg/m
TEORİK AĞIRLIK kg/m
1.318



CODE / KOD
40C-402-00
THEORETICAL WEIGHT kg/m
TEORİK AĞIRLIK kg/m
1.410

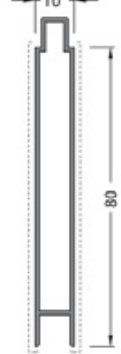


CODE / KOD
07-301-00
THEORETICAL WEIGHT kg/m
TEORİK AĞIRLIK kg/m
0.516



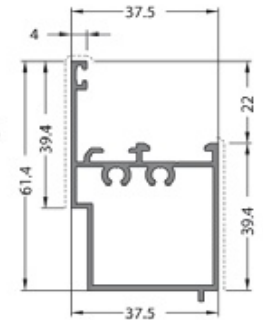
CODE / KOD
07-212-00
THEORETICAL WEIGHT kg/m
TEORİK AĞIRLIK kg/m
0.363

ADAPTOR CAP
ADAPTOR KAPAK

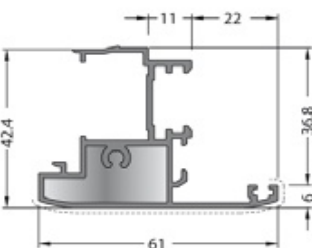
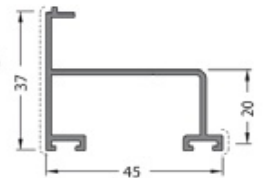


CODE / KOD
07-131-011
THEORETICAL WEIGHT kg/m
TEORİK AĞIRLIK kg/m
0.570

CODE / KOD
40C-403-00
THEORETICAL WEIGHT kg/m
TEORİK AĞIRLIK kg/m
0.783

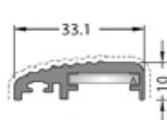


CODE / KOD
40C-404-00
THEORETICAL WEIGHT kg/m
TEORİK AĞIRLIK kg/m
0.491



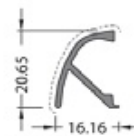
CODE / KOD
40C-501-00
THEORETICAL WEIGHT kg/m
TEORİK AĞIRLIK kg/m
0.856

ADAPTOR CAP
ADAPTOR KAPAK

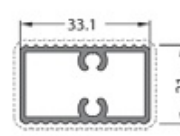


CODE / KOD
40C-406-00
THEORETICAL WEIGHT kg/m
TEORİK AĞIRLIK kg/m
0.362

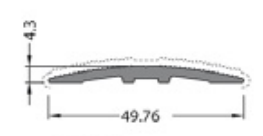
CORNER JOINT
KÖŞE



CODE / KOD
07-211-00
THEORETICAL WEIGHT kg/m
TEORİK AĞIRLIK kg/m
0.184

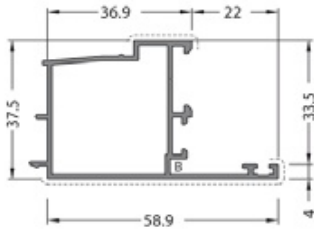


CODE / KOD
40C-407-00
THEORETICAL WEIGHT kg/m
TEORİK AĞIRLIK kg/m
0.485

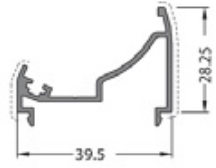


CODE / KOD
20-101-00
THEORETICAL WEIGHT kg/m
TEORİK AĞIRLIK kg/m
0.355

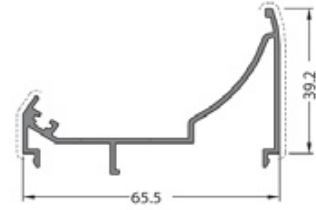
aluminiumgroove / alüminyumkanal



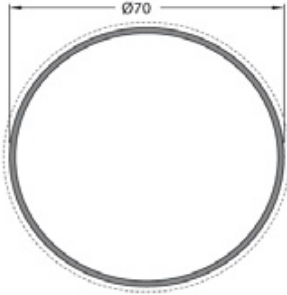
CODE / KOD
40C-502-00
THEORETICAL WEIGHT kg/m
TEORİK AĞIRLIK kg/m
0.675
CORNER JOINT
Gönye
 B LC-174



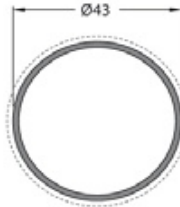
CODE / KOD
40C-503-00
THEORETICAL WEIGHT kg/m
TEORİK AĞIRLIK kg/m
0.386



CODE / KOD
40C-504-00
THEORETICAL WEIGHT kg/m
TEORİK AĞIRLIK kg/m
0.592



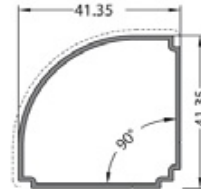
CODE / KOD
10-134-015
THEORETICAL WEIGHT kg/m
TEORİK AĞIRLIK kg/m
0.875



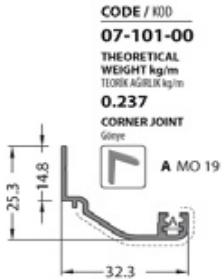
CODE / KOD
10-127-015
THEORETICAL WEIGHT kg/m
TEORİK AĞIRLIK kg/m
0.530



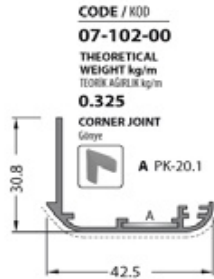
CODE / KOD
40C-508-00
THEORETICAL WEIGHT kg/m
TEORİK AĞIRLIK kg/m
0.370



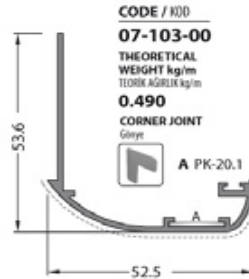
CODE / KOD
40C-507-00
THEORETICAL WEIGHT kg/m
TEORİK AĞIRLIK kg/m
0.475



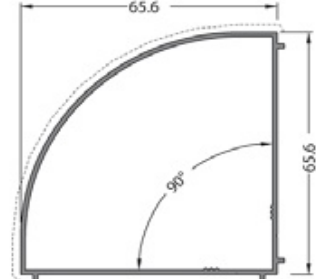
CODE / KOD
07-101-00
THEORETICAL WEIGHT kg/m
TEORİK AĞIRLIK kg/m
0.237
CORNER JOINT
Gönye
 A MO 19



CODE / KOD
07-102-00
THEORETICAL WEIGHT kg/m
TEORİK AĞIRLIK kg/m
0.325
CORNER JOINT
Gönye
 A PK-20.1



CODE / KOD
07-103-00
THEORETICAL WEIGHT kg/m
TEORİK AĞIRLIK kg/m
0.490
CORNER JOINT
Gönye
 A PK-20.1



CODE / KOD
40C-509-00
THEORETICAL WEIGHT kg/m
TEORİK AĞIRLIK kg/m
0.819



CODE / KOD
08-101-00
THEORETICAL WEIGHT kg/m
TEORİK AĞIRLIK kg/m
0.217



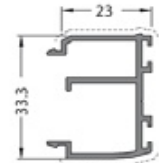
CODE / KOD
08-102-00
THEORETICAL WEIGHT kg/m
TEORİK AĞIRLIK kg/m
0.223



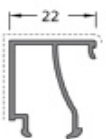
CODE / KOD
08-107-00
THEORETICAL WEIGHT kg/m
TEORİK AĞIRLIK kg/m
0.261



CODE / KOD
08-108-00
THEORETICAL WEIGHT kg/m
TEORİK AĞIRLIK kg/m
0.268



CODE / KOD
40C-510-00
THEORETICAL WEIGHT kg/m
TEORİK AĞIRLIK kg/m
0.446



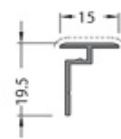
CODE / KOD
08-109-00
THEORETICAL WEIGHT kg/m
TEORİK AĞIRLIK kg/m
0.278



CODE / KOD
08-110-00
THEORETICAL WEIGHT kg/m
TEORİK AĞIRLIK kg/m
0.264



CODE / KOD
08-111-00
THEORETICAL WEIGHT kg/m
TEORİK AĞIRLIK kg/m
0.217



CODE / KOD
07-201-00
THEORETICAL WEIGHT kg/m
TEORİK AĞIRLIK kg/m
0.119



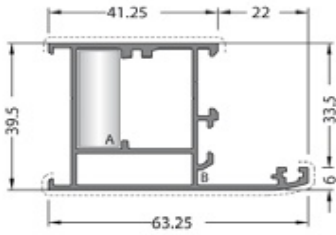
No visible surface.
CODE / KOD
09-101-00
THEORETICAL WEIGHT kg/m
TEORİK AĞIRLIK kg/m
2.570



No visible surface.
CODE / KOD
09-103-00
THEORETICAL WEIGHT kg/m
TEORİK AĞIRLIK kg/m
3.702



No visible surface.
CODE / KOD
09-105-00
THEORETICAL WEIGHT kg/m
TEORİK AĞIRLIK kg/m
5.473



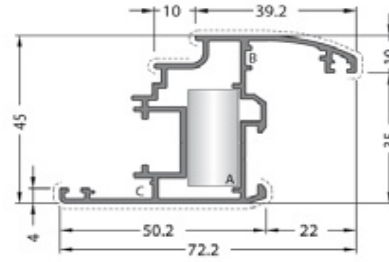
CODE / KOD
40C-151-00
THEORETICAL WEIGHT kg/m
TEORİK AĞIRLIK kg/m
0.877

EXTRUDED CORNER JOINT
KÖŞE TAKOZU

-  A CC-101-26.5
-  B LC-174

DIE-CAST CORNER JOINT
DÖKÜM BAĞLANTI

-  A LC-1127



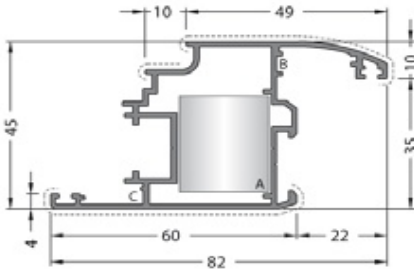
CODE / KOD
40C-251-00
THEORETICAL WEIGHT kg/m
TEORİK AĞIRLIK kg/m
0.927

EXTRUDED CORNER JOINT
KÖŞE TAKOZU

-  A CC-102-26.5
-  B LC-174
-  C PK-20

DIE-CAST CORNER JOINT
DÖKÜM BAĞLANTI

-  A LC-1327



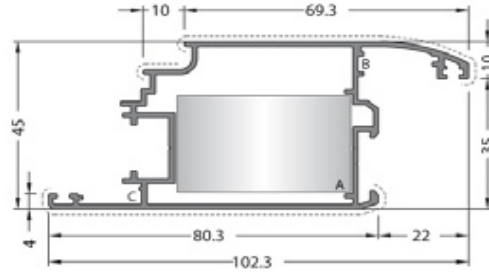
CODE / KOD
40C-252-00
THEORETICAL WEIGHT kg/m
TEORİK AĞIRLIK kg/m
0.996

EXTRUDED CORNER JOINT
KÖŞE TAKOZU

-  A CC-103-26.5
-  B LC-174
-  C PK-20

DIE-CAST CORNER JOINT
DÖKÜM BAĞLANTI

-  A LC-2327



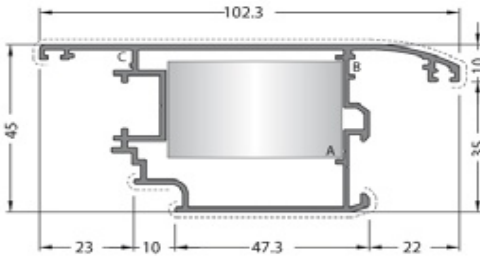
CODE / KOD
40C-253-00
THEORETICAL WEIGHT kg/m
TEORİK AĞIRLIK kg/m
1.139

EXTRUDED CORNER JOINT
KÖŞE TAKOZU

-  A CC-105-26.5
-  B LC-174
-  C PK-20




DIE-CAST CORNER JOINT
DÖKÜM BAĞLANTI

-  A LC-4327



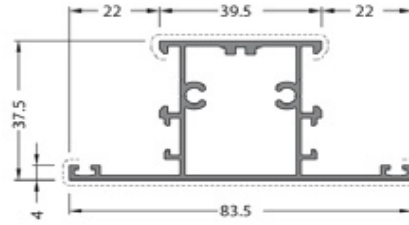
CODE / KOD
40C-254-00
THEORETICAL WEIGHT kg/m
TEORİK AĞIRLIK kg/m
1.139

EXTRUDED CORNER JOINT
KÖŞE TAKOZU

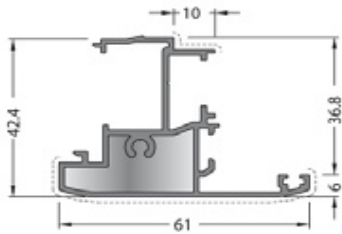
-  A CC-105-26.5
-  B LC-174
-  C PK-20

DIE-CAST CORNER JOINT
DÖKÜM BAĞLANTI

-  A LC-4327



CODE / KOD
40C-351-00
THEORETICAL WEIGHT kg/m
TEORİK AĞIRLIK kg/m
0.973



CODE / KOD
40C-551-00
THEORETICAL WEIGHT kg/m
TEORİK AĞIRLIK kg/m
0.852

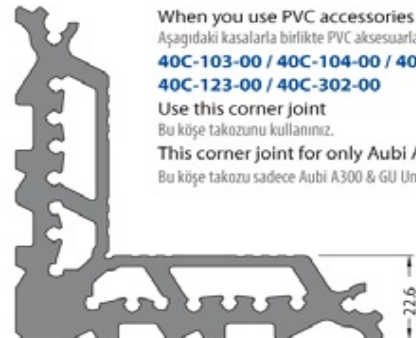
ADAPTOR CAP
ADAPTOR KAPAK

-  EM40C-551



No visible surface.
Görünen yüzeyi yoktur.

CODE / KOD
09-102-00
THEORETICAL WEIGHT kg/m
TEORİK AĞIRLIK kg/m
2.995



No visible surface.
Görünen yüzeyi yoktur.

CODE / KOD
09-156-00
THEORETICAL WEIGHT kg/m
TEORİK AĞIRLIK kg/m
5.101

When you use PVC accessories with these Frames

Aşağıdaki kasalarla birlikte PVC aksesuarları kullanıldığında

40C-103-00 / 40C-104-00 / 40C-106-00

40C-123-00 / 40C-302-00

Use this corner joint

Bu köşe takozunu kullanınız.

This corner joint for only Aubi A300 & GU Uni jet D

Bu köşe takozu sadece Aubi A300 & GU Uni jet D ile uyumludur.

GASKETS / FİTİLLER

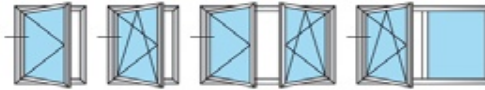
CODE KOD	DRAWING ÇİZİM	APLICATION UYGULAMA	DESCRIPTION AÇIKLAMA	WEIGHT kg/m AĞIRLIK kg/m	IN ONE PACKAGE PAKET MİKTARI
EM1-02			Glazing Gasket Inside (EPDM) İç Cam Fıtlı	0.050	300 m
EM1-03			Glazing Gasket Inside (EPDM) İç Cam Fıtlı	0.060	250 m
EM1-04			Glazing Gasket Inside (EPDM) İç Cam Fıtlı	0.070	215 m
EM2-01			Glazing Gasket Outside (EPDM) Dış Cam Fıtlı	0.055	270 m
EM3-01			Acoustical Gasket (EPDM) Biri Fıtlı	0.032	465 m
EM40-01			Central Gasket (EPDM) Tosuk Fıtlı	0.115	130 m

GLAZING COMBINATION / CAM KOMBİNASYONLARI

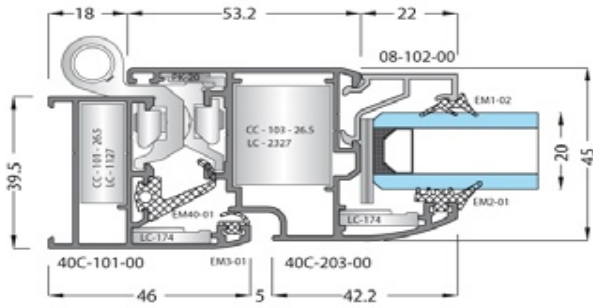
GLAZING THICKNESS ÇİZİM	GLAZING GASKET INSIDE İÇ CAM FİTLİ	GLAZING GASKET OUTSIDE DİŞ CAM FİTLİ	GLAZING BEAD CAM ÇİTASI
4 mm	EM1-03	EM2-01	08-109-00
	EM1-03	EM2-01	08-110-00
	EM1-03	EM2-01	08-111-00
5 mm	EM1-02	EM2-01	08-109-00
	EM1-02	EM2-01	08-110-00
	EM1-02	EM2-01	08-111-00
6 mm	EM1-04	EM2-01	08-108-00
8 mm	EM1-04	EM2-01	08-107-00
10 mm	EM1-02	EM2-01	08-107-00
20 mm	EM1-02	EM2-01	08-102-00
22 mm	EM1-03	EM2-01	08-101-00

ACCESSORY CODE AKSESUAR KOD	DRAWING ÇİZİM	APPLICATION PROFILES ÇALIŞTIĞI PROFİL	APPLICATION DETAIL UYGULAMA DETAYI
EM40C-501 ALUminium		40C-501-00	
EM40C-551 PERimetric		40C-551-00	
EM07-212		07-212-00	
EM08-111		08-111-00	
EM15-200		Polyamid Rod Profile (Euro Section 1) Polyamid Tj Profili (Anpa Kanal T)	
EM10-01 (White / Beyaz)		Drainage Cap Tahliye Kapağı	
EM10-02 (Black / Siyah)			
EM10-03 (Brown / Kahverengi)			
EM10-04 (Gray / Gri)			
EM10-05 (L.Caffe / Açık Kahve)			
LC01-01		Lorenzoline Punching Machine Lorenzoline Parlatma Makinası	

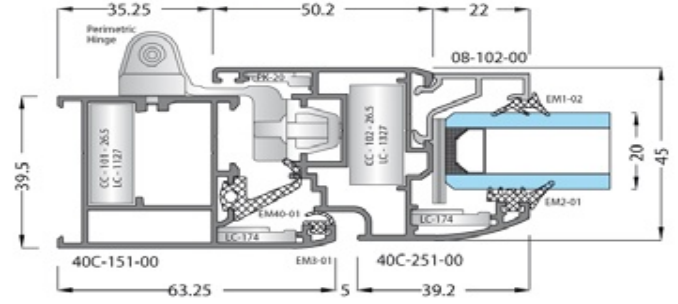
ACCESSORY CODE AKSESUAR KOD	DRAWING ÇİZİM	APPLICATION PROFILES ÇALIŞTIĞI PROFİL	APPLICATION DETAIL UYGULAMA DETAYI
PK-20		40C-201-00	
		40C-202-00	
		40C-203-00	
		40C-204-00	
		40C-205-00	
		40C-206-00	
		40C-251-00	
		40C-252-00	
		40C-253-00	
P 100.1		40C-406-00	
MO 19		40C-102-00	
		40C-106-00	
		07-101-00	
PK-20.1		07-102-00	
		07-103-00	



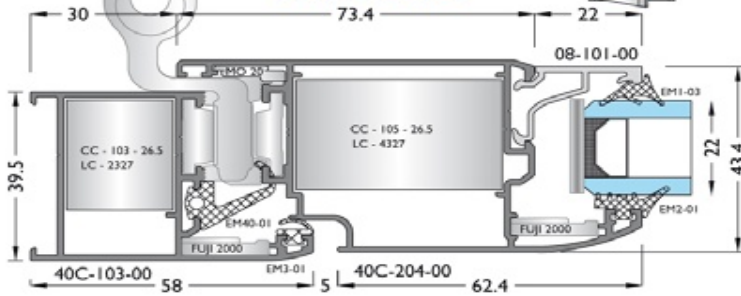
aluminium details



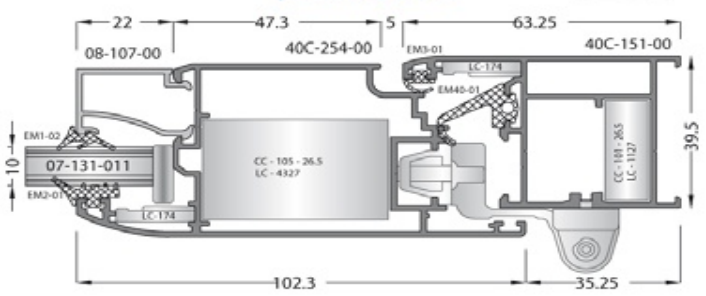
perimetric details



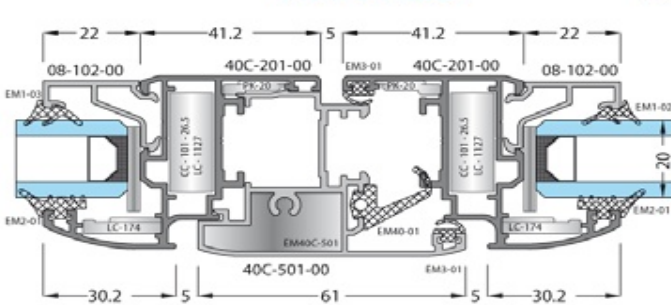
aluminium details



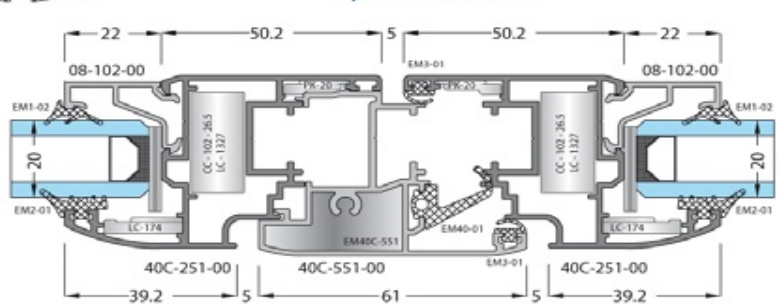
perimetric details



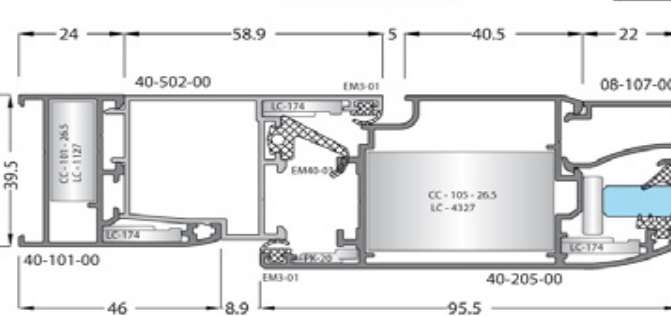
aluminium details



perimetric details



aluminium details



aluminium details

