





PS 300 | matt lacquered


- a. Duratec Plus – 7-layer matt lacquered surface, durable and easy to clean
- b. Approx. 2.5mm fine wood wear layer
- c. HDF middle layer
- d. Backing (Nordic spruce veneer)

Tests
DIN/EN standard
Longlife parquet Residence PS 300 | matt lacquered
General data on product composition

Type of covering:	Flooring panel with top layer made from fine wood
Total thickness:	approx. 13mm
Effective measurement: (length × width)	1187 x 142mm
Product structure:	a. Duratec Plus – 7-layer matt lacquered surface b. Approx. 2.5mm fine wood wear layer c. HDF middle layer (approx. 890kg/m ³ ± 3%) d. Backing (Nordic spruce veneer)

Technical data

Locking method:		MasterclicPlus
 Fire behaviour:	EN 13 501	D _{fl} -s1 (normally flammable)
 Formaldehyde emissions (E1 = 0.1 ppm):	EN 717-1	≤ 0.05 ppm
 Underfloor heating:		Suitable for hot-water underfloor heating Electrical underfloor heating is generally suitable when it is built into the floor screed or the concrete layer and thus does not lie on the concrete layer as foil heating. The heating elements pipes wires must lie across the entire area and not just be partly present. If the area is only partially heated, the floor covering must have expansion joints (system profile strips). The maximum permitted surface temperature is 29°C. Standard foil heating systems are generally not recommended. One exception is self-regulating heating systems which maintain the 29°C surface temperature. Floating installations All wood species are suitable. Due to the natural swelling and shrinking properties of natural woods, open joints may appear. Especially maple and beech are more sensitive.
Heat transfer resistance:	EN 12 664	with MEISTER-Silence 25 DB: 0.118m ² K/W
 Footfall noise reduction:	ISO 140-8	with MEISTER-Silence 25 DB: 17dB

General data on environment, installation and care

Blue Angel:	RAL-UZ 176	awarded
Disposal:		Residual pieces can be disposed of in household refuse (e.g. thermal treatment) Dispose large quantities according to municipal provisions (e.g. recycling centres) An energetic utilization in authorized plants is recommended.
Cleaning and care:		Cleaning after completion of construction work/day-to-day cleaning: CC Wood and Cork Floor Cleaner Freshening care: CC Wood and Cork Floor Polish mat Special cleaning: CC Deep Clean for hard floors
Areas of application:		The PS 300 collection is suitable for all dry living areas, e.g. living rooms, bedrooms as well as for commercial areas with medium wear, e. g. hotel rooms. This flooring is not suitable for installing in humid rooms (bathrooms, saunas etc.)
Preconditions for installation:	DIN 18 365	The substrates must be ready for laying on according to the generally recognised rules of the trade taking into account VOB (German construction contract procedures), part C DIN 18 365 "parquetry work". The substrate must be dry (in the case of mineral substrates max. 2% with anhydrite screed max. 0.5% residual moisture – measured with CM devices), even, firm and clean. Additionally, any unevenness of 3mm/per initial metre and 2mm per further metre must be evened out according to DIN 18 202, table 3, line 4. The installation instructions provided with the product must be observed.



MeisterWerke Schulte GmbH reserves the right to make alterations to material and structures when this serves to improve the quality.