



Fireplaces and Ovens

BRUNNER[®]
made in germany.



Contents

The perfect fire	4	Corner fireplaces	20
Affordability or quality?	6	Tunnel fireplaces	21
Fireplaces	10	Panorama fireplaces	22
Utilization of heat	12	RF fireplaces	23
The environment	14	BSK - Brunner System Kits	24
Listen & Understand	16	Comfort of use	28
The construction	17	Tile stoves	30
Flat fireplaces	18	Tile stove systems	34
Round fireplaces	19	Brunner System Ovens	35
		Product overview	38

1. note: Information about the advanced Brunner heating technology products can be found in the brochure "BRUNNER-Heating Technology".

4



Panorama-Kamin 57/25/60/25

...the perfect fire

BRUNNER made in Germany



BRUNNER headquarters, training & development centre in Eggenfelden



Ulrich Brunner, CEO & oprichter
and his son Hubertus Brunner

What's made 100% in Germany is more than just a modern product.

Germany is widely known for product quality, mostly because of the modern machines and technologies we use.

But it is our employees who are the true key to our success. Their attitude towards the work and tasks, as well as the pride about their own products and the company is unique.

All this can be found in a family business, where the values of quality and innovation are more important than cost-optimization and simplified production. This attitude is common for all BRUNNER employees - from a young engineer, to a longtime worker in manufacturing.

The success of our products is based on a very good workplace atmosphere and the knowledge that our customers appreciate quality and can feel the difference, the added value we bring into our work.

BRUNNER fireplaces are one of the best products available that your stove provider can offer you.

They give you joy for long years with the "perfect fire".



Stil-Kamin 75/90

In general, this is not a necessary contradiction. BRUNNER fireplaces are manufactured with modern machines and technologies to achieve highest possible precision. All processes are under continuous control of our qualified and quality-control employees.

But the most important difference is the goal of our technical designs. Price-optimized products must fulfill only the most necessary requirements, defined already when setting basic project outlines, during development and choice of components. As a result, certain boundaries are crossed, which are set by sales managers, not engineers. Products become “affordable”.

At BRUNNER, we are committed to function-optimized design. With this approach, we aim to apply all our knowledge and experience of clever engineers and technicians. This way we manage to find the best solutions in terms of functionality and lifetime of our fireplaces.

The final result is a product, which meets in all details the relevant expectations of any people, bringing them lots of enjoyment with the “perfect fire” for many years.

BRUNNER stands for functionality and quality – without compromising any details.

Affordability or Quality?



Details of an architectural fireplace

Proudly made in Germany

“made in germany” is not just an advertising slogan for BRUNNER.

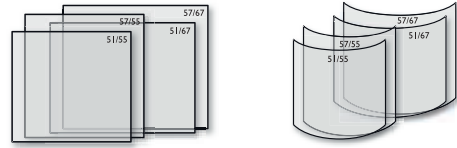
We are proud to create products with people, who in their attitude towards work and with diligence develop and manufacture something, what is well known and appreciated throughout the world.

Our customers can be sure, that the products invented by our engineers and technicians are cut, welded and assembled in Bavarian workshops by native German workers.

We even buy such components like fireclay linings or ceramic glazing on our local market – “made in germany” is our motto at all times.

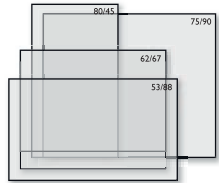
All parts are dimensionally accurate and replaceable up to every single component.

Kompakt-Kamin



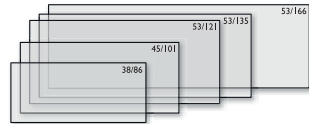
frame black/stainless steel

Stil-Kamin



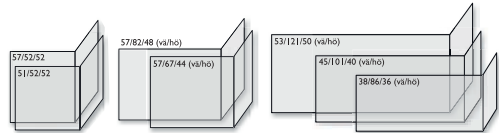
frame black/stainless steel

Architektur



mounting frame 50mm black/sls

Eck-Kamin

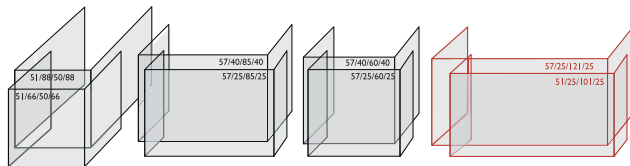


mounting frame 70 mm unfinished steel/sls

50 mm black/sls

70 mm unfinished steel/sls

Panorama



wide




narrow


TYPES OF REFRACTORY STONES FOR THE BURNING CHAMBERS




Smooth surface
(Architektur-Kamin)



Rillenoptiek
(Kompakt-, Eck- and
Panorama-Kamin)



Brick optic
(Stil-Kamin)



Anthracite
(Architektur-Kamin)



Natural stone optic
(Panorama-Kamin
57/25/85/25)



All refractory stones available in anthracite.

FRAMES DETAILS



mounting frame unfinished steel 70mm



mounting frame black 50 mm



black frame



narrow

wide

panorama



Stil-Kamin 53/88, Tiles: Sommerhuber



Architektur-Kamin corner 45/101/40



Architektur-Kamin Tunnel 53/121



Stil-Kamin 53/88



Panorama-Kamin 57/25/121/25

10



Eck-Kamin 57/82/48, Tiles: Ortner Fresco

Fireplaces ... are beautiful

Instead of the classic open fireplace, log-fires in our homes are often in a closed fireplace insert. The most important reason is the significantly higher efficiency and the resulting lower emissions.

These advantages became possible with the invention of ceramic glass, converting the open fireplace into a closed one, with adjustable air supply.

Of course, when we look at the ways for implementing this basic improvement, there are many important differences between the competing manufacturers. A simple consideration is showing only similar firebox dimensions and viewing glass formats. But the crucial difference consists in development methods used by manufacturers - if they are intended for ensuring a best price, or to achieve best functionality for their product.

BRUNNER is working for functionality and quality – without compromising any details.





Architektur-Kamin Eck 53/121/50 I, Tiles: Sommerhuber

...and efficient

BRUNNER fireplaces are not just beautiful, they offer an unique feature of choosing the heat utilizing system.




Warm air

with top-mount steel smoke hood

The hot flue gas flow cools down within the enlarged surface of the hood and converts into warm air rapidly.

It's a perfect solution for small rooms with relatively strong and urgent demand for warm air supply.

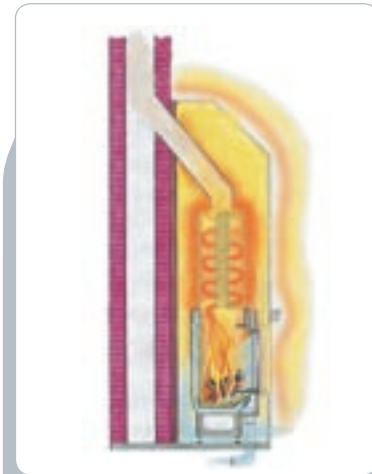


Heat storage

with attached ceramic heat accumulator

The hot flue gas flow is collected by a cast iron dome to form a glowing mass flow of high density. These are perfect conditions for heating up the heavy blocks of a ceramic duct, like in a classic tile stove.

A very reasonable solution, when a relatively big fireplace will be used as a source of heat radiation.

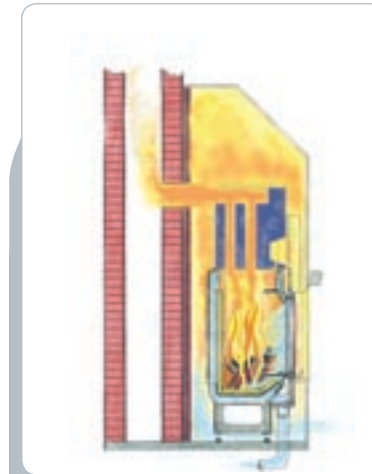


Heat storage

with top-mount ceramic heat accumulator

The hot flue gases are flowing into a ceramic duct arranged directly above the combustion chamber.

This solution is recommended, when high efficiency combined with continuous heat projection is required, but the available space is very limited.



Water heater

with top-mount water boiler

The hot flue gases enter a top-mount water boiler, installed directly above the combustion chamber.

It's a perfect solution, if you are looking for an secondary heat supply for your existing central heating.



14

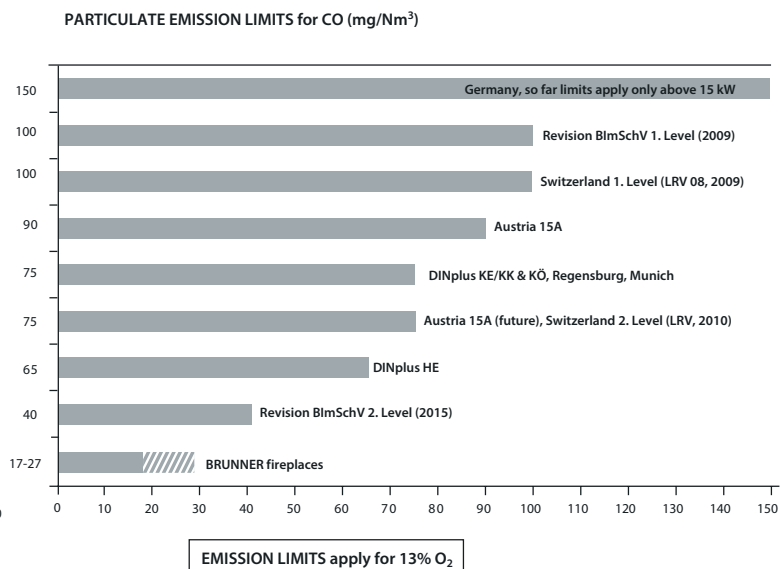
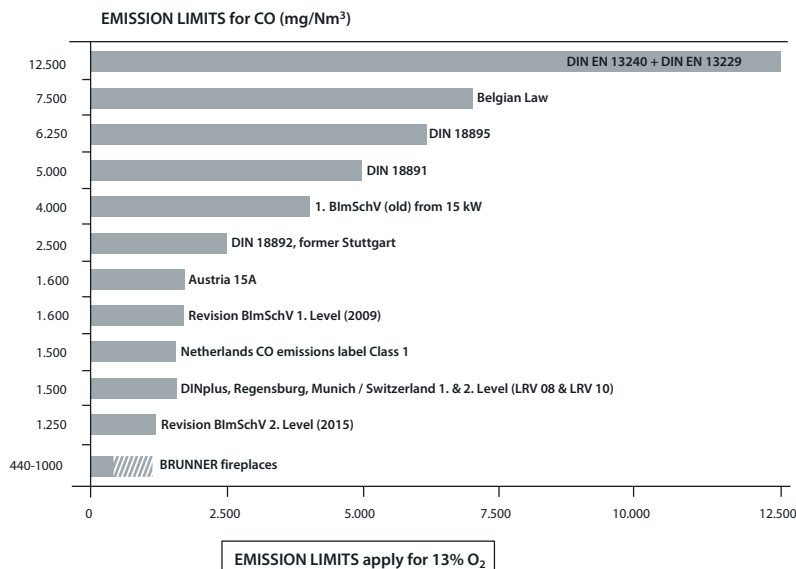


Architektur-Kamin 53/166

...and environmentally friendly

What appears to be perfect in mechanical function, should convince by its performance too.

Fireplaces from BRUNNER, regardless of the viewing glass formats, comply with all relevant efficiency standards and anti-pollution limits*.



Listen & Understand

Listening to the people involved and converting ideas into reality has nothing to do with compromise, but rather ensuring a clear specification sheet * for our design concepts.

Ladies, we understand your needs.

- ❖ The fireplace door must be easy to open.
- ❖ The viewing glass must remain clean for a long time.
- ❖ Occasional cleaning must be easy to perform.

Gentlemen, we understand your wishes.

- ❖ The mechanics must be state-of-the-art.
- ❖ All parts must be accessible and easy to replace, if necessary.
- ❖ Efficiency and emissions must be more than satisfying.

Dear Designers, we understand your expectations.

- ❖ No frame around viewing glass, simple finish welcome.
- ❖ Avoid unnecessary controls or annoying handles.
- ❖ Seamless transitions with plaster or natural stone.

Dear penny pinchers, we understand you too.

- ❖ You're not hunting for bargains, you just want to make a good deal.
- ❖ You don't make savings on quality.
- ❖ What is worth a lot of money must be better too.

* A specification sheet contains the requirements for technical development.



Lifting doors with pulleys

Pulleys with ball bearings on both sides redirect the steel ropes stably and gently; each rope can hold up to 670 kg.




Easy-lift

State-of-the-art mechanics guarantees easy operation and long lifetime of lifting doors.



Clear glass face

With long lasting, adjustable sealing profiles.



Optional double glazing

Reduces heat radiation through the front glass up to 50%.

Technical highlights



Klick-Klack

Easy opening and closing of lifting doors for cleaning purposes at the push of a button.



Low emissions

Excellent emissions through clean combustion of heating gases, conforming to EU legal requirements.

Perfect fit

Various door frames enable neat installation in every desired configuration. Individual, custom-made solutions are possible.



Puzzle-profile

Torsion-resistant, stable doorframe profiles for single- or double-glazed doors.



Silicate sealing

Flexible sealing ropes can withstand temperatures up to 1000°C, keeping the doors tight for a long time.




Closed combustion air supply

Combustion air is supplied through a separate air duct from outside.



Operating handle

Air-cooled stainless steel handle with spiral end-acts in addition as fire iron.





Flat fireplaces



Kompakt-Kamin 51/55 round lifting door, Tiles: Jasba



Kompakt-Kamin 57/55 round side-opening, Tiles: Jasba



Kompakt-Kamin 51/55 round, Tiles: Jasba



Kompakt-Kamin 57/67 round lifting door



RF 55.2f round

Round fireplaces




Eck-Kamin 57/67/44



Eck-Kamin 45/101/40 r, Tiles: Sommerhuber



Architektur-Kamin Eck 53/121/50 r



Eck-Kamin 47/82/48 r



Eck-Kamin 47/82/48 r

□□ Corner fireplaces □□



Architektur-Kamin 53/121



Architektur-Kamin Tunnel 45/101, Tiles: Sommerhuber



Architektur-Kamin Tunnel 53/135



Architektur-Kamin Tunnel 38/86

◻ Tunnel fireplaces ◻




Architektur Panorama-Kamin 51/25/101/25



Architektur Panorama-Kamin 57/25/121/25



Architektur-Kamin 57/40/60/40, Tiles: Jasba



Panorama-Kamin 51/88/50/88



Romantik-Feuer RF 55.2f



Romantik-Feuer RF 55.2f, Tiles: Tonangebend



Romantik-Feuer RF 55.2f



Romantik-Feuer RF 55.2r



Romantik-Feuer RF 55.2f, Tiles: Sommerhuber

Romantik-Feuer fireplaces



BSK 04 Stil Tunnel 62/76 plastered with extension ring

BSK - Brunner System Kits

System fireplaces by BRUNNER

It is not possible to build a fireplace in a more simple way. Exactly dimensioned fireclay elements make it possible to build a completely finished fireplace within a few hours. All components match each other perfectly.

Form: straight lines & simple shapes

Finish: unfinished concrete look, grey with shaded joints
plastered surface / paints to choose from

Tech: BRUNNER "easy lift" fireplaces
combustion air inlet for in- and outdoor air

Options: large format ceramics and fire tables.



BSK 01



BSK 02



BSK 03



BSK 04 (Tunnel or flat-sided)




BSK 05



BSK 06 (Tunnel or flat-sided)



BSK 07



BSK 08



BSK 04 Stil Tunnel 62/67 thermal concrete optic with shadow joint



BSK 07 Architektur-Kamin Eck 38/86/36 high-plastered surface



BSK 05 Panorama 57/40/60/40 with heat shield and fire table, Tiles: Kaufmann



BSK 02 Eck 57/67/44 thermal concrete optic with shadow joint



BSK 06 Architektur Tunnel 45/101 with heat shield and fire table, Tiles: Kaufmann


Brunner System Kits



BSK 08 Kompakt kamin 51/67 thermal concrete optic with shadow joint



BSK 03 Eck 57/82/481 plastered, individualised with wood bridge (Pro Cat)



BSK 01 Eck 57/52/52 plastered, lifting door with extension rings

Brunner System Kits



HKD 2.2 Tunnel, Tiles: Spirit of fire

Comfort of use

Safety of operation, optimized emissions and user-friendly interface have been the starting point for Brunner's first electronic control systems for wood stoves developed already in 1990. With over 100,000 units installed, our EOS is the most successful and the most popular control system for fireplaces and tile stoves that respects all the special features and possible issues of wood combustion. Take a few logs, strike a match and the fire will burn without any help - the desired effects of fast burning and long warm-keeping periods are guaranteed.

It's so easy to forget about stained glass surface, unburnt remnants of wood, rapid cooldown and unpleasant odours in your neighborhood...

Our 6th generation of controls comprises **EAS** and **EOS 6** systems, both representing the highest level of technology available for fireplaces and tile stoves.

Combustion control made EAS(y)

The affordable combustion air control system for fireplaces and tile stoves.

If your fireplace or tile stove needs only a precise combustion air management, our Electronic Combustion Control system EAS will be a good choice. This affordable air supply automation technology is sufficient for almost all types of fireplaces, while making your presence in front of burning fire a pure pleasure only.

EOS 6 - One for all

The complete control system for stoves and heating

Our EOS 6 is a well-designed control system for complex heating applications. Apart from the automatic combustion air supply, it will master the various automation components found in modern stoves and heating systems. The touch-sensitive graphic display provides simple access to different settings and intuitive overview of your stove and additional components that make for a complete heating system.

Most common applications of EOS 6 include water heaters and heating systems using wood stoves and fireplaces. However, EOS 6 can manage any actuators and sensors installed in your system, including the most complex functions of our Pellet burner module.

Just light a match – nothing more ...

EOS 6



EAS





The tile stove

The great idea of using wood as fuel.

The story of fireplace and tile stove

or: How the BRUNNER HKD came into being.


An open fire is beautiful, but somehow unreasonable too. The valued heat generated by burning fire is not given off into the room, but is running off through the chimney for the most part. A classic tile stove radiates the heat into the surrounding room optimally, but the flames can be seen only by a small glazed door, or are not visible at all.

Our objective was to unite both advantages without the significant disadvantages!

This idea became reality in 1991 at BRUNNER. The result: A new type of stove insert with large viewing glass instead of the common cast iron front with a small door.

With the HKD series, it succeeded for the first time to unite the beauty of visible log fire with the heating power of a tile stove insert. One of the basic technical factors for this achievement was the invention of a special combustion chamber geometry (ISO-chamber; patented by BRUNNER), ensuring environmentally friendly combustion at very high temperatures. The hot flue gases are not led away directly into the chimney, but flow through a ceramic duct, acting as a heat accumulator. It collects the energy from the hot gases, releasing it slowly into the room as pleasant warm radiation. With this special feature, it is possible to reach the highest efficiency levels. The individual design of the heat storage block and the tile stove outer casing determines for the final result, the specific thermal behavior of this handcrafted stove....

Handcrafted tile stoves are not a consumer good and cannot be compared with any cheap fireplace or wood stove. With this background, we at BRUNNER develop and build tile stove inserts to withstand the highest requirements in terms of durability and lifetime. We talk about robust iron castings, fulfilling the required high level of efficiency and reduced emission values. For the last 30 years, a team of specialists has been working on this at our development centre in Bavarian town Eggenfelden with great success, for more and more enjoyment with your tile stove every single day.





HKD 4.1, Tiles: Sommerhuber



HKD 2.2, Tiles: Jasba



HKD 2.2 round, Tiles: Jasba



HKD 6.1, Tiles: MEZ



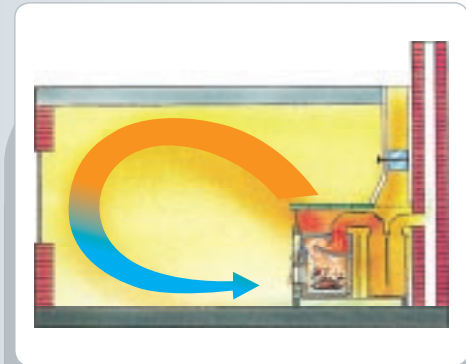
GOT 38/86, Tiles: Kaufmann

The tile stove systems



The tile stove systems

Tile stove systems

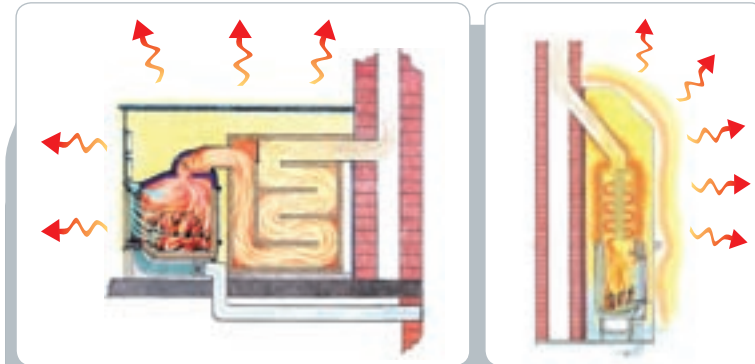


Warm air convectors ...

With the help of warm air, a lot of heat can be supplied into a room in a short time. This concept is utilized often, when relatively high heating power is needed (> 4 kW), for example in older buildings or spacious rooms.

In this type of convection stove, the air from the room is flowing around the stove body and optional iron radiator, while getting warm very fast and then flowing back through warm air gratings or ducts into the room or (remote) rooms. Based on this principle, the peak power is reached only during combustion, because there is no heat storage except the ceramic tiles of the stove casing. As a result, the stove gets cold a short time after fire is gone.

- rapid heat distribution
- gets cold shortly after fire is gone



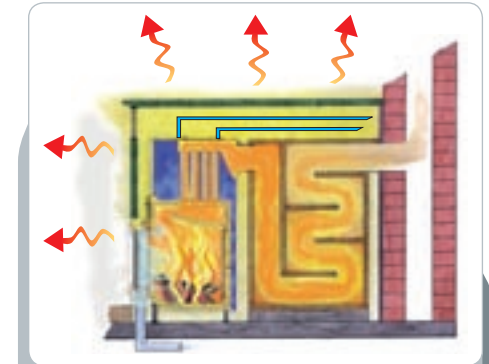
Accumulation stoves ...

The most pleasant way of giving off heat is found in the warm radiation of a tile stove. This concept of heat radiation is utilized most often, when a well-dosed, long-lasting and constant heating power is required - today it's an important requirement for every low-energy house.

In accumulation stoves, a ceramic heat storage block of 500-1000 kg is collecting the energy of flue gases to give it off slowly within the next several hours. This prevents short-term peaks of high output and abrupt room temperature changes over a longer period.

Depending on the heat storage mass, a tile stove may need a longer time for pre-heating. But once it's warm, it provides heating for the next 3-5 hours or even longer.

- pleasant heat radiation
- heat storage over a long period of time



Water heaters ...

A different form of heat storage is available, when the stove is combined with a water boiler. This can be a top-mount heat exchanger or water jacket around the firebox, or both integrated in one water heater. All these variants provide a part of their heating capacity for hot water production, collected for different domestic applications in a buffer tank. This accumulated energy is then utilized by the central heating system when necessary. A single tile stove with water heater functionality can cover all the needs of a family household, if the building meets the current standard of low-energy house.

- provides hot water
- and heating for the entire house



The BSO Accumulation Stove

Now it is possible to build a genuine accumulation stove while saving time and money, using a durable stove insert and a complete set of construction materials.

Brunner accumulation stoves come together with our HKD 2.2 inserts.

The BSOs are perfect for those people, who want to enjoy the view of fire, but do not need a lot of heating power.

These accumulation stoves are designed for a loading cycle of 2 - 3 hours with a maximum of 2 - 3 kg of wood per load.

The construction goes smooth and easy.

The bottom plate and stove bottom are aligned to level, then the HKD 2.2 is placed as indicated and the other parts are laid one by one within 45 minutes.

The structural parts of stove exterior are made of thermal concrete, like in the case of our BSK fireplace sets.

These parts can be finished as desired or left as they are according to your needs. The accumulation rings of BSO 1 + 2 are double-layered, just like the stand-alone storage block included in BSO 3 sets.

BRUNNER accumulation stove sets are offered together with the HKD 2.2 in 3 different forms.

BSO 1

HKD 2.2 k

with top-mount storage

round cylinder with 6 accumulation rings

BSO 2

HKD 2.2

HKD 2.2 Tunnel

with top-mount storage

square block with 6 accumulation rings

BSO 3

HKD 2.2

HKD 2.2 Tunnel

with stand-alone storage

square block with adjacent heated wall





BSO 02: HKD 2.2 flat tunnel, plastered surface



BSO 03: HKD 2.2 with adjoining storage mass



BSO 02: HKD 2.2 flat tunnel, plastered surface



BSO 03: HKD 2.2 with adjoining storage mass



BSO 01: HKD 2.2 round thermal concrete optic with shadow joint

Brunner System Ovens



BSO 02 HKD 2.2 flat, thermal concrete optic with shadow joint



HKD 2.2 round, thermal concrete optic with shadow joint



BSO 02 HKD 2.2 flat, thermal concrete optic with shadow joint



BSO 01: HKD 2.2 round - thermal concrete optic with shadow joint



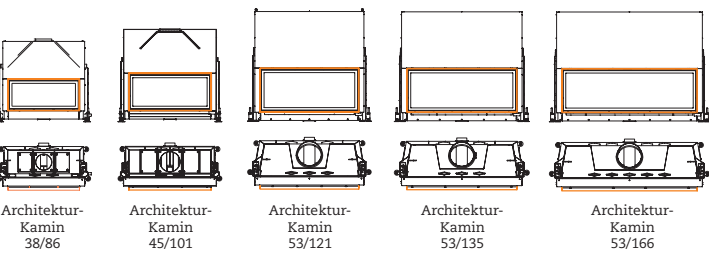
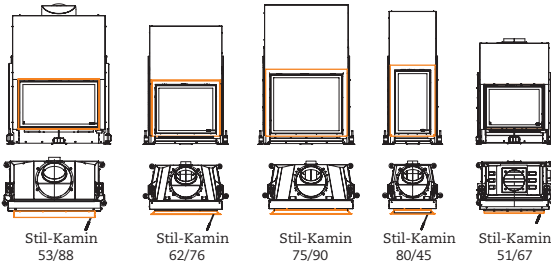
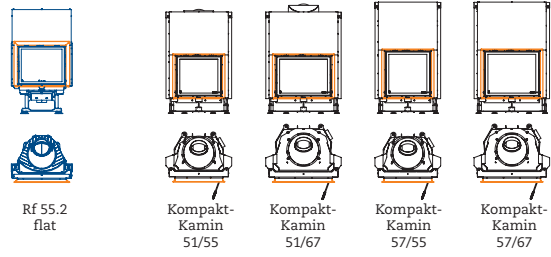
Brunner System Ovens



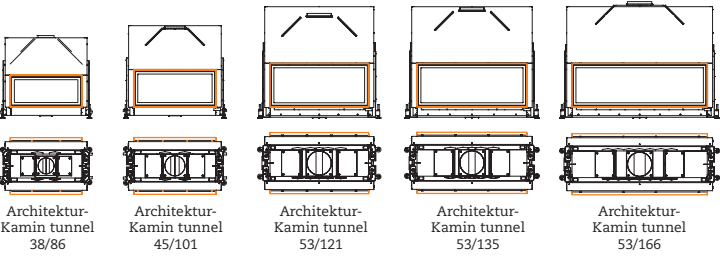
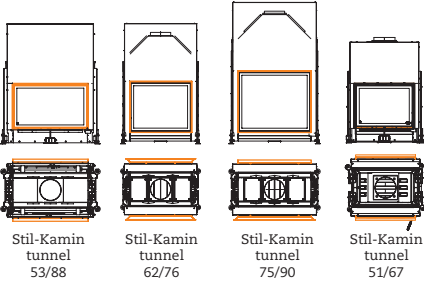
BSO 02: HKD 2.2 Tunnel with plastered surface

Product overview

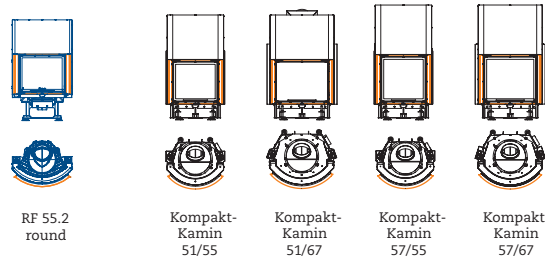
Flat



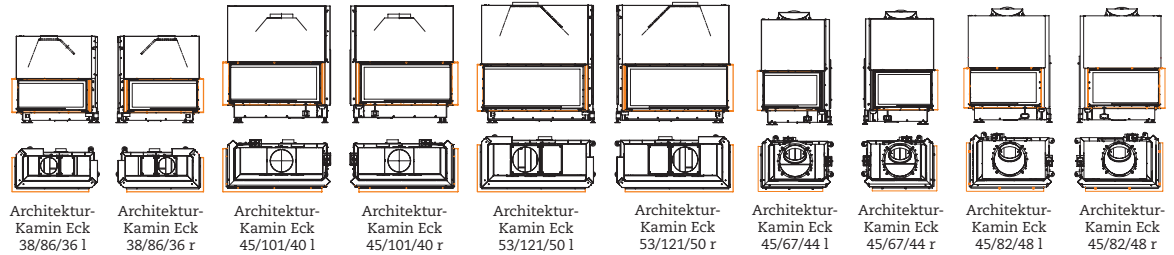
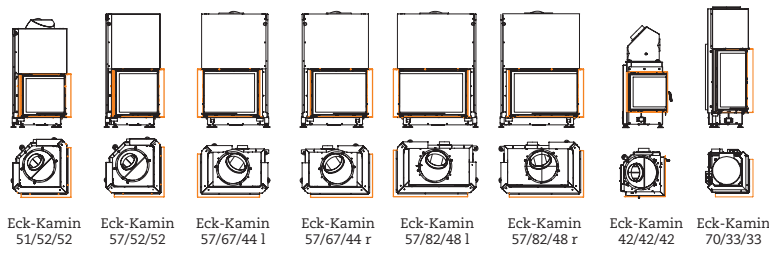
Flat tunnel



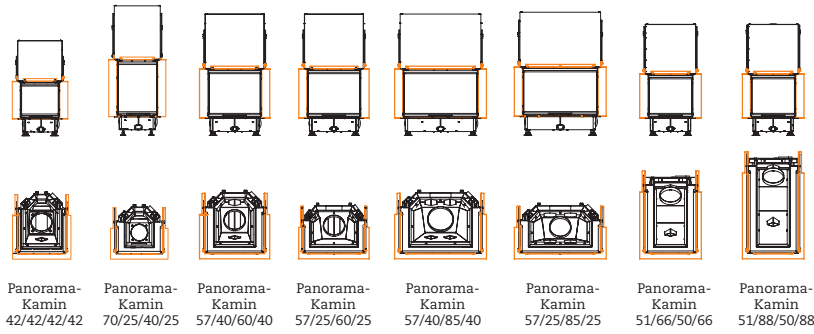
Round



Corner Eck

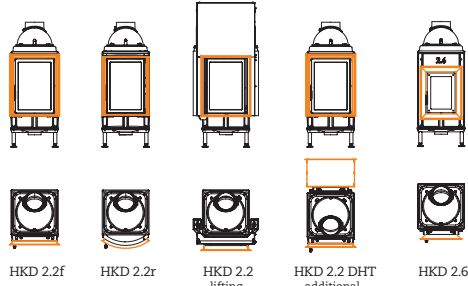


Panorama



Type description = door format: height x width in cm
 Frame illustrated by orange drawing
 Insert made of cast iron, illustrated by blue drawing

HKD 2.2 / HKD 2.6



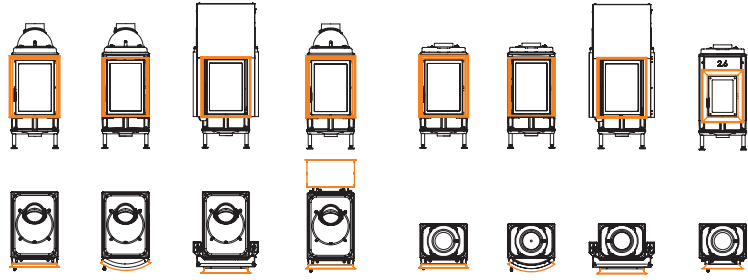
HKD 2.2f HKD 2.2r HKD 2.2 lifting door flat HKD 2.2 DHT additional fire door HKD 2.6

KKE



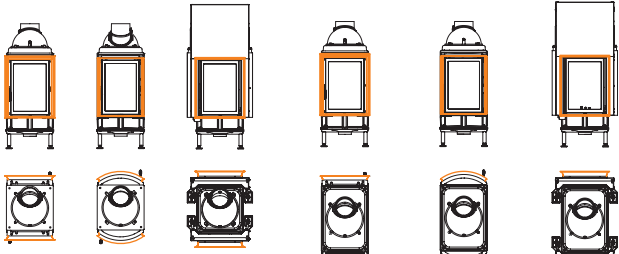
KKE 33

HKD 2.2 XL / HKD 2.2 short
HKD 2.6 short



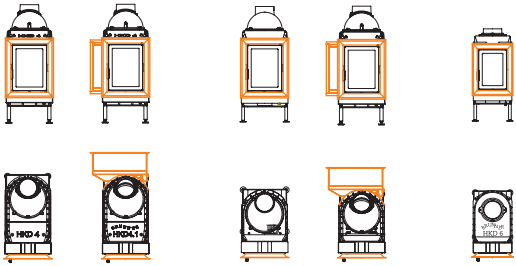
HKD 2.2 XL side open door flat HKD 2.2 XL side open door round HKD 2.2 XL lifting door flat HKD 2.2 XL side open door flat additional fire door HKD 2.2 k side open door flat HKD 2.2 k side open door round HKD 2.2 k lifting door flat HKD 2.6 k side open door flat

HKD 2.2 tunnel
HKD 2.2 XL tunnel



HKD 2.2 tunnel side open door flat HKD 2.2 tunnel side open door round HKD 2.2 tunnel lifting door flat HKD 2.2 XL tunnel side open door flat HKD 2.2 XL tunnel side open door round HKD 2.2 XL tunnel lifting door flat

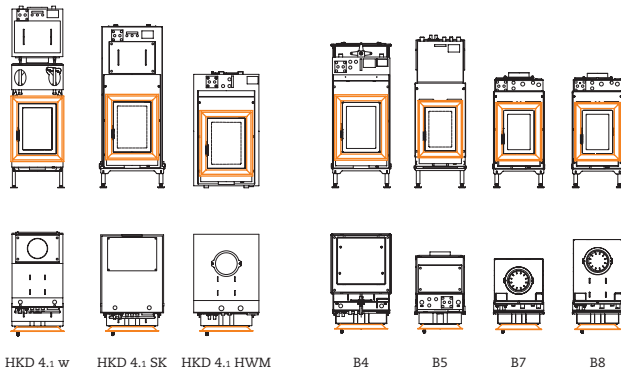
HKD 4.1 / HKD 5.1 / HKD 6.1



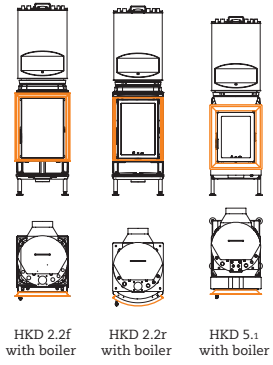
HKD 4.1 HKD 4.1 DHT additional fire door HKD 5.1 HKD 5.1 DHT additional fire door HKD 6.1

Frame illustrated by orange drawing

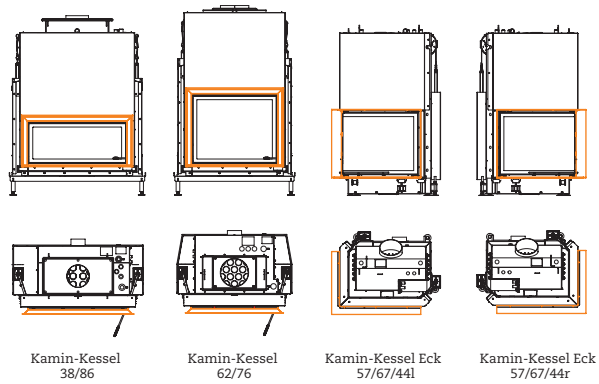
HKD 4.1 w/SK/HWM
Kompakt-Kessel (Kompakt boiler)



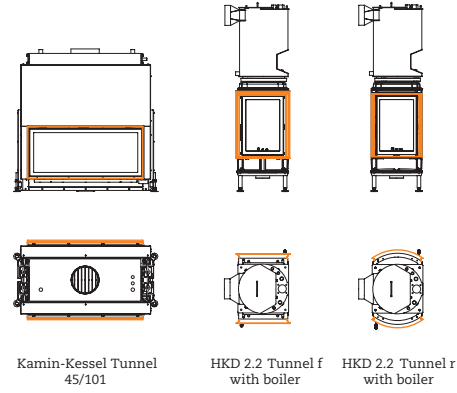
HKD 2.2 f/r with boiler
HKD 5.1 with boiler



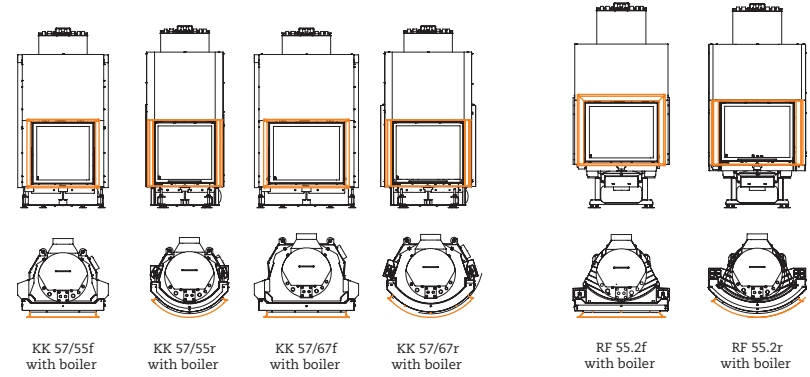
Kamin-Kessel (Fireplace boiler)
Kamin-Kessel Eck (Fireplace boiler corner)



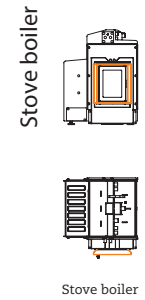
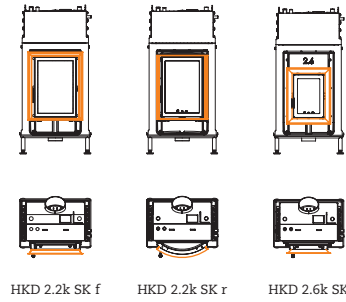
Kamin-Kessel Tunnel
(Fireplace boiler tunnel)
HKD 2.2 tunnel f/r



Kompakt-Kamine
(Kompakt fireplace) with boiler
RF 55.2 with boiler

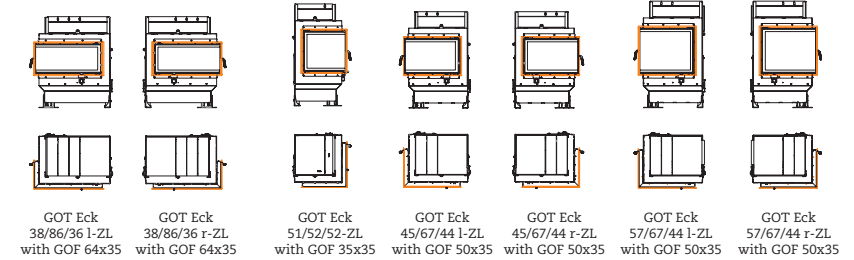
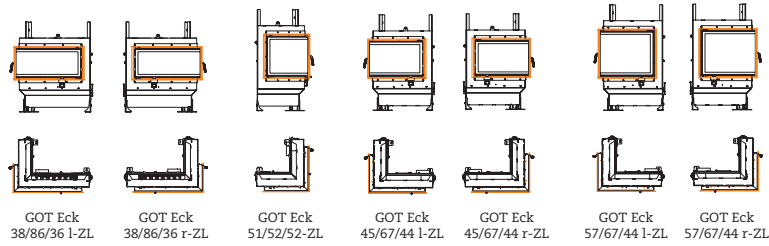
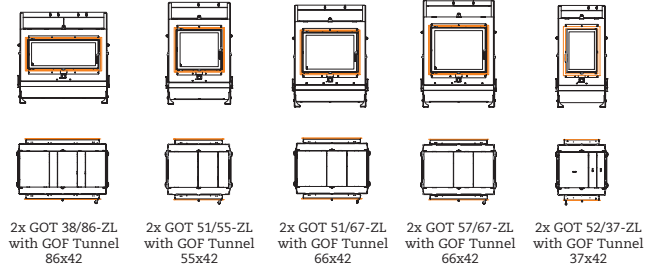
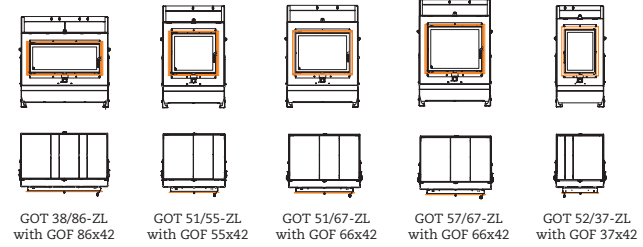
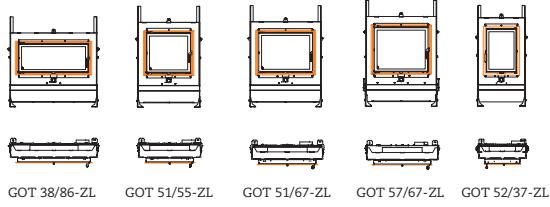


HKD 2.2k SK f/r
HKD 2.6k SK

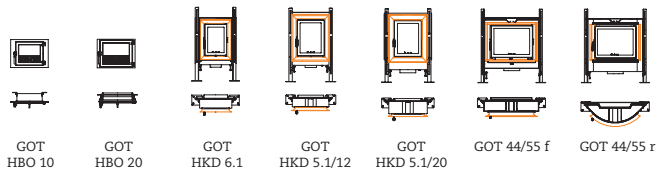


Frame illustrated by orange drawing

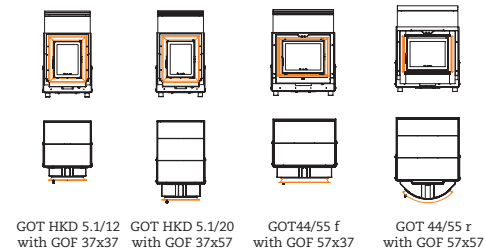
Steel doors



Cast iron doors



Masonry heaters



Frame illustrated by orange drawing

The Iron Dogs are here!



IRON DOG[®] 
made in germany



Nr. 1



Nr. 2



Nr. 3



Nr. 4



Nr. 5



Nr. 6

www.iron-dog.com

BRUNNER[®]
made in germany.



Ulrich Brunner GmbH
Zellhuber Ring 17-18
D-84307 Eggenfelden
Telefon: +49 8721 771-0
Telefax: +49 8721 771-125
info@brunner.eu
www.brunner.eu

(Errors and omissions excepted)

Your Brunner partner: