

AK1/A0-1AAN

cylindrical inductive

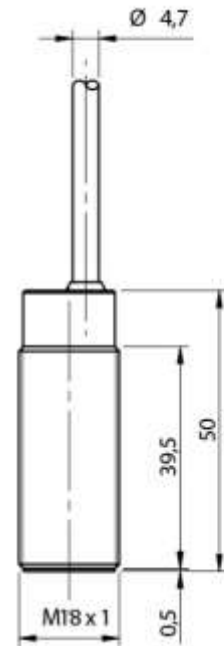


Micro Detectors

Italian Sensors Technology



Indicative image



Detection properties

Nominal sensing distance	5mm
Operanting distance	0...4mm
Standard target	18x18mm FE360
Correction Factor	copper: 0,40 / aluminium: 0,48 / brass: 0,50 / stainless steel: 0,86
Thermal drift of Sr	< 10%
Repeat Accuracy	5% (UB 24V Ta=23°C ±5°C)
Hysteresis	1...20%

Outputs

Output type	NPN/PNP
Output Function	NO
Switching frequency	300Hz

Electrical data


Operating Voltage	10...30Vdc
No-Load supply current	≤ 20mA
Load current	3...100mA
Leakage current	≤ 0, ≤ 8mA
Output voltage drop	≤ 2,8V @100mA

Max ripple content	≤10%
LED indicators	Yellow LED output state
Time delay before availability	≤ 50ms
Short-circuit protection	Yes
Reverse Polarity Protection	Yes
Protection against inductive loads	Yes

Mechanical data

Mounting	Shielded
Dimensions	M18 x 1 / L = 50mm
Weight	130g
Housing Material	Nickel-plated brass
Connections	2m PVC Cable
Active Head Material	PBT
Tightening torque	25Nm
Operating temperature	-25°C...+70°C
Diameter/Dimension	M18

Test/Approvals

Approvals	CE UR
EMC compatibility	IEC 60947-5-2
Shocks and vibrations	Vibration IEC 60068-2-6 / Shock IEC 60068-2-27
Degree of protection	IP67
ATEX	 II 3G Ex nA IIC T6 Gc II 3D Ex tc IIIB T85°C Dc

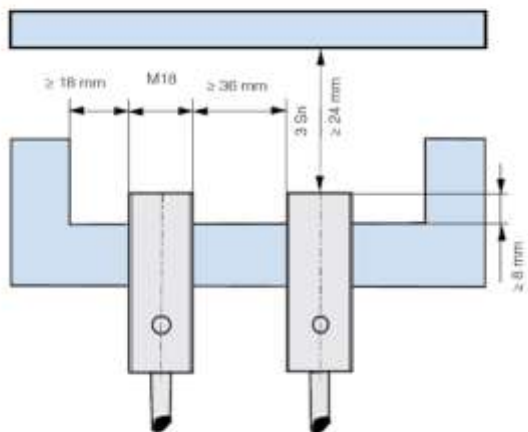
Accessories

Supplied Accessories	2 nuts M18x1
----------------------	--------------

ELECTRICAL DIAGRAMS OF THE CONNECTIONS



INSTALLATION



¹⁾ $\geq 3,6$ mm for non magnetic materials

RESPONSE CURVES

