



Technical data

Voltage	U	230/400	V
Phase		3	~
Frequency		50	Hz
Speed		535	RPM
Power consumption	P _e	1600	W
Nominal current	I	5.6/3.2	A
Maximum current	I	6.1/3.6	A
Capacitor		-	μF
Ambient temperature	T _{amb min/max}	-25...40	°C
Insulation Class		CLF	
IP Class Fan		IP55	
Sound pressure level at 2 m	L _p	77	dB(A)
Weight		119.8	kg

Fan details


Impeller blades	3
Impeller type	12
Impeller system	B
Impeller material	PG

Control options

Triac controller	No
Transformer	No
Frequency drive	No
Intelligent Fan Drive	No

Characteristics

0 Pa	54000 m ³ /h
50 Pa	42600 m ³ /h



Please note: Picture may deviate from original product

Approval(s)

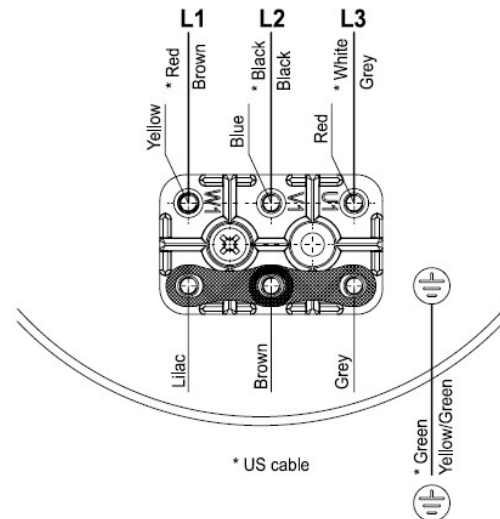


ErP 2020

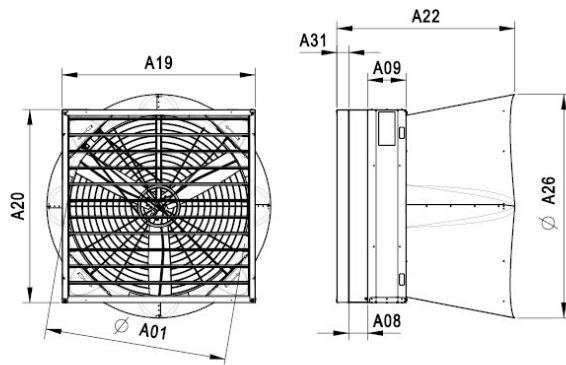
No.15410

Wiring diagram - Fan

AB01 - 3 Phase - Star connected - CCW



Dimensions



A01:	1375 mm
A08:	135 mm
A09:	295 mm
A19:	1480 mm
A20:	1480 mm
A22:	1356 mm
A26:	1657 mm
A31:	85 mm