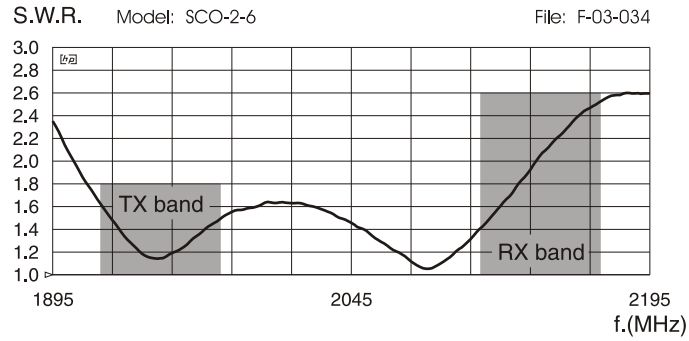
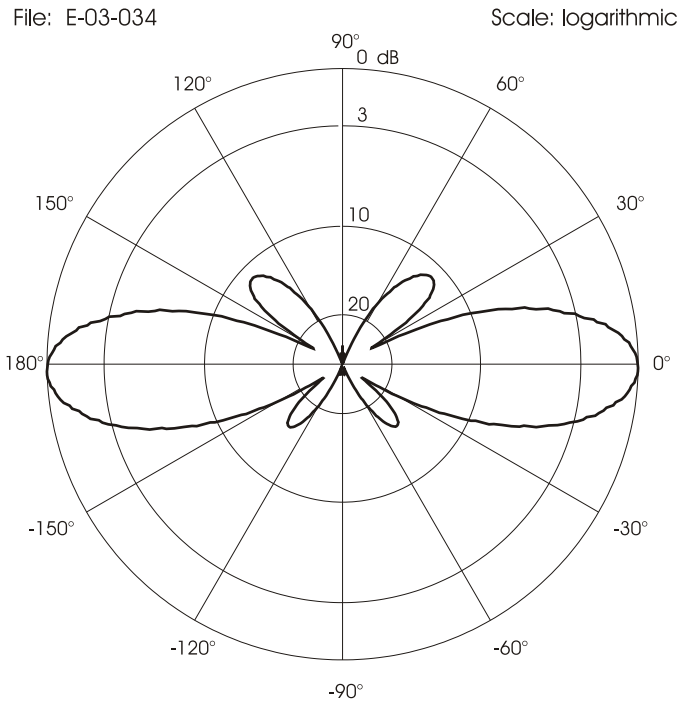


### TYPICAL S.W.R. RESPONSE




### TYPICAL RADIATION PATTERN at 2045 MHz



## OMNI UMTS SCO-2-6

UHF Base Station Antenna 1920 - 2170 MHz



*Installation Manual*

## DESCRIPTION

Base station antenna working on 1.92-2.17 GHz conceived for UMTS system. The radiant element is made of PTFE PCB to guarantee high power and low losses and it is protected by a fiberglass tube. It's supplied with an aluminium bracket for an easy installation on the mast.

## SPECIFICATIONS

### Electrical Data

Type	: Collinear Dipole Array
Frequency Range	: 1920-2170 MHz for UMTS system
Impedance	: 50 $\Omega$
Polarization	: Linear Vertical
Max Gain	: 6 dBi
3 dB Beamwidth Vertical	: 27° @ 2045 MHz
Beamwidth Horizontal	: 360° omnidirectional
Downtilt	: 0°
SWR in Bandwidth	: $\leq 1.8$ TX band; $\leq 2.6$ RX band
Max Power	: 20 Watts (CW) @ 30° C
Grounding Protection	: All metal parts are DC-grounded, the inner conductor shows a DC-short
Connector type	: N-female, gold plated central pin

### Mechanical Data

Housing Materials	: Aluminium, Stainless Steel, Chromed Brass
Radome Material	: White Fiberglass
Wind Load / Resistance	: 11N @ 150 Km/h / 200 Km/h
Wind Surface	: 0.01 m <sup>2</sup>
Height (approx.)	: 400 mm
Weight (approx.)	: 360 gr
Operating Temperature	: -40° C to 80° C
Mounting Mast	: $\varnothing$ 35-54 mm

## MOUNTING INSTRUCTIONS

### Fixing bracket:



### Fixing bracket part list

Q.ty	Description
1	Extruded aluminium bracket
1	M6x188 V-bolt
1	M6x20 Exagonal head screw
3	M6 Spring lock washer
3	M6 Hexagonal nut
Materials: extruded aluminum	
Hardware: stainless steel	
Dimensions:	80 x 76 x 25 mm
Weight:	110 g
<b>Re-order code: SA161</b>	

