

**INNOVATION IN ACCESS**

# MIRAGE<sup>®</sup>


RICON<sup>®</sup> MIRAGE<sup>®</sup> F9TF<sup>™</sup>  
WHEELCHAIR LIFT

The Ricon Mirage F9TF has been chosen by more North American motorcoach operators and public transportation agencies than any other under-floor mounted wheelchair lift. With its rugged stainless steel and aluminum construction, the Mirage F9TF lift will provide many years of reliable service.

- Heavy-duty 660-pound load lift capacity
- Exclusive Dura-Touch<sup>™</sup> hand control pendant
- Electrically interlocked occupant restraint belt system
- Ultra sonic, contactless threshold warning system
- Two-year limited warranty, extended warranty available



**THE MOST WIDELY  
USED MOTORCOACH  
WHEELCHAIR LIFT  
IN NORTH AMERICA**



 **Ricon<sup>®</sup>  
Faiveley** ACCESS & MOBILITY  
A Wabtec company

# RICON® MIRAGE® F9TF™ WHEELCHAIR LIFT

## Specifications:

Power .....	Electro-Hydraulic (power up/gravity down)
Operating Voltage Range 24V DC .....	21-27 Volts
Pump Rating @ 24 VDC .....	1800 psi, 1250 watts
Hydraulic Cylinder .....	Single acting
Rated Load Capacity .....	660 lbs / 300 kg
Manual Backup (Up) .....	Hand pump
Manual Back Up (Down) .....	Pressure release valve
Lift Weight .....	Approx. 700 lbs / 317 kg

## Compliant with Applicable Industry Regulations:


FMVSS 403; 2004/108/EC; 2006/42/EC; BS EN 1756-2:2004 +A1



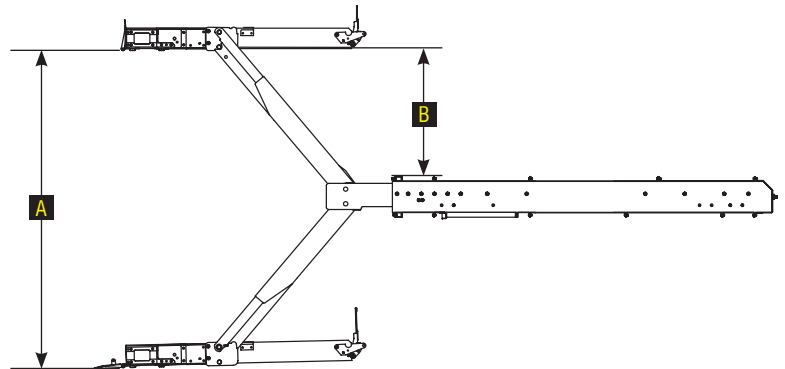
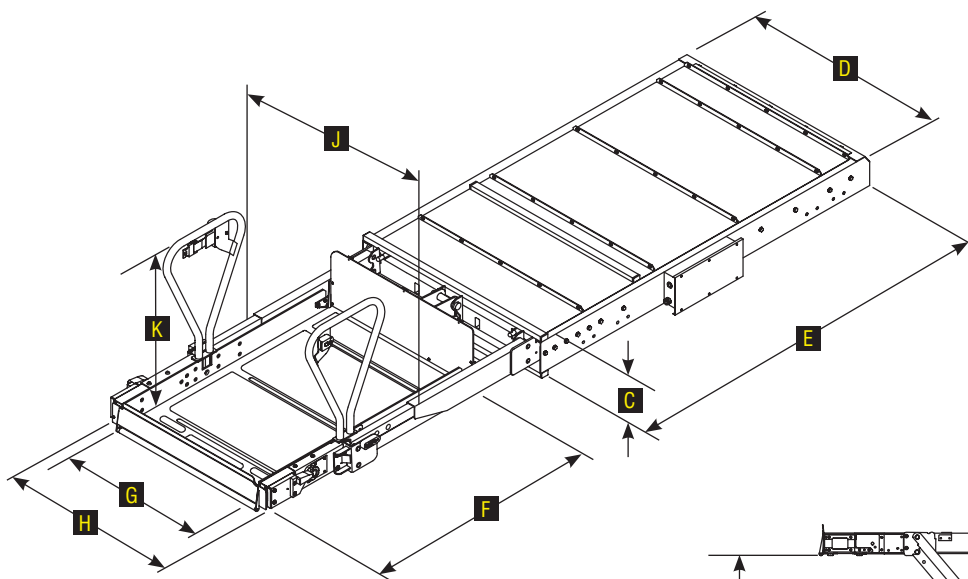
ELECTRICALLY INTERLOCKED  
RESTRAINT BELT – The most effective  
wheelchair retention device available.



EXCLUSIVE DURA-  
TOUCH™ PENDANT



Patented Ricon Sto-Loc™  
technology secures  
the lift when stowed.



Inches / Millimeters

MODEL	A <sup>1</sup> Floor to Ground Travel	B <sup>2</sup> Travel Above	C Enclosure Height	D <sup>3</sup> Enclosure Width	E Enclosure Length
F9TF-DE/DS	65.0 / 1651	26.0 / 660	9.0 / 229	43.0 / 1092	81.0 / 2057

NOTE 1:  
Maximum available, requires vehicle specific engineering.

Inches / Millimeters

MODEL	F Usable Platform Length	G Usable Platform Width	H Clear Entry Width	J Width Traveling Frame	K Handrail Height
F9TF-DE/DS	48.0 / 1219	31.75 / 806	41.2 / 1046	38.6 / 980	30.5 / 775

NOTE 2:  
Measured from the surface of the platform.

NOTE 3:  
Application dimension is inclusive bolt heads.

## CONTACT:

West: Justin Millikan 916-206-7456  
Central: Mike O'Neill 847-224-5087  
East: Jodie McLay 847-212-7354



1135 Aviation Place, San Fernando, CA 91340  
1-800-322-2884 | RiconCorp.com