

# Technical Information

## Orbipore CPS92D and CPS92

ORP electrodes, digital with Memosens technology, and analog

With open aperture for very contaminated media



### Application

- Chemical processes
- Pulp and paper industry
- Contaminated media:
  - Solids
  - Emulsions
  - Precipitation reactions
  - Dispersions

### Your benefits

- Open aperture for use in contaminated media
- Low maintenance thanks to gel filling
- Long service life thanks to new, stabilized gel
- Not affected by fluctuations in pressure and temperature
- Fast response time

### Other advantages of Memosens technology

- Maximum process safety thanks to non-contact, inductive signal transmission
- Data security thanks to digital data transmission
- Very easy to use as sensor data saved in the sensor
- Recording of sensor load data in the sensor enables predictive maintenance with the Memobase Plus CYZ71D

## Function and system design

### Measuring principle

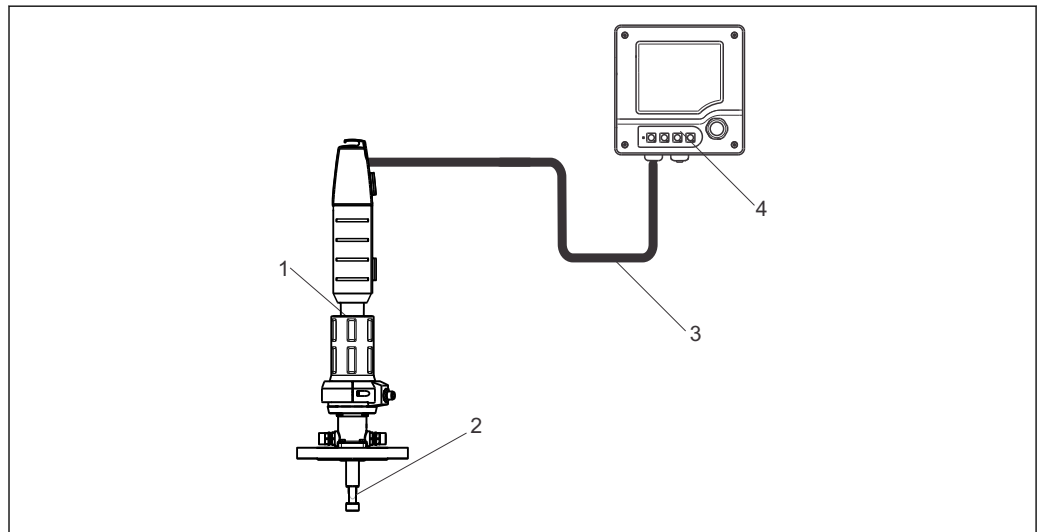
#### ORP measurement

The ORP potential is a unit of measurement for the state of equilibria between oxidizing and reducing components of a medium. The ORP is measured using a platinum or gold electrode instead of the pH-sensitive glass membrane. Analog to the pH measurement, an integrated Ag/AgCl reference system is used as a reference electrode.

### Measuring system

A complete measuring system consists of the following components at least:

- ORP electrode CPS92D or CPS92
- Transmitter, e.g. Liquiline CM42, CM44x/R, Mycom S CPM153, Liquisys M CPM2x3
- Memosens data cable CYK10 for Memosens sensors or CPK9 for analog sensors
- Immersion, flow or retractable assembly, e.g. Cleanfit CPA871/875



A0025757

1 Example of a measuring system for ORP measurement

- 1 Retractable assembly Cleanfit CPA871
- 2 ORP electrode CPS92D
- 3 Memosens data cable CYK10
- 4 Liquiline M CM42 two-wire transmitter for hazardous area

## Communication and data processing CPS92D

### Communication with the transmitter

Always connect digital sensors with Memosens technology to a transmitter with Memosens technology. Data transmission to a transmitter for analog sensors is not possible.

Digital sensors can store measuring system data in the sensor. These include the following:

- Manufacturer data
  - Serial number
  - Order code
  - Date of manufacture
- Calibration data
  - Calibration date
  - Offset (operating mode "mV")
  - % slope (operating mode "%")
  - Number of calibrations
  - Serial number of the transmitter used to perform the last calibration
- Operating data
  - Temperature application range
  - ORP application range
  - Date of initial commissioning
  - Hours of operation under extreme conditions

You can display the abovementioned data using the Liquiline CM44x, CM42 and Memobase Plus CYZ71D.

---

## Dependability

---

### Reliability

#### Easy handling

Sensors with Memosens technology have an integrated electronics unit that stores calibration data and other information (e.g. total operating hours and operating hours under extreme measuring conditions). Once the sensor has been connected, the sensor data are transferred automatically to the transmitter and used to calculate the current measured value. As the calibration data are stored in the sensor, the sensor can be calibrated and adjusted independently of the measuring point. The result:

- Easy calibration in the measuring lab under optimum external conditions increases the quality of the calibration.
- Pre-calibrated sensors can be replaced quickly and easily, resulting in a dramatic increase in the availability of the measuring point .
- Maintenance intervals can be defined based on all stored sensor load and calibration data and predictive maintenance is possible.
- The sensor history can be documented using external storage media and evaluation programs, e.g. Memobase Plus CYZ71D. Thus, the current application of the sensors can be made to depend on their previous history.

---

### Integrity

#### Data security thanks to digital data transmission

Memosens technology digitizes the measured values in the sensor and transmits the data to the transmitter using a non-contact connection that is free from potential interference. The result:

- Automatic error message if sensor fails or connection between sensor and transmitter is interrupted
- Immediate error detection increases measuring point availability

---

### Safety

#### Maximum process safety

With inductive transmission of the measured value using a non-contact connection, Memosens guarantees maximum process safety and offers the following benefits:

- All problems caused by moisture are eliminated:
  - Plug-in connection free from corrosion
  - Measured values cannot be distorted by moisture.
  - Can even be connected under water
- The transmitter is galvanically decoupled from the medium. Issues concerning "symmetrical high-impedance" or "asymmetry" or an impedance converter are a thing of the past.
- EMC safety is guaranteed by screening measures for the digital transmission of measured values.
- Intrinsically safe electronics mean operation in hazardous areas is not a problem.

## Input

### Measured variables

ORP

### Measuring range

-1500 mV to +1500 mV



Please note the process operating conditions.

## Installation

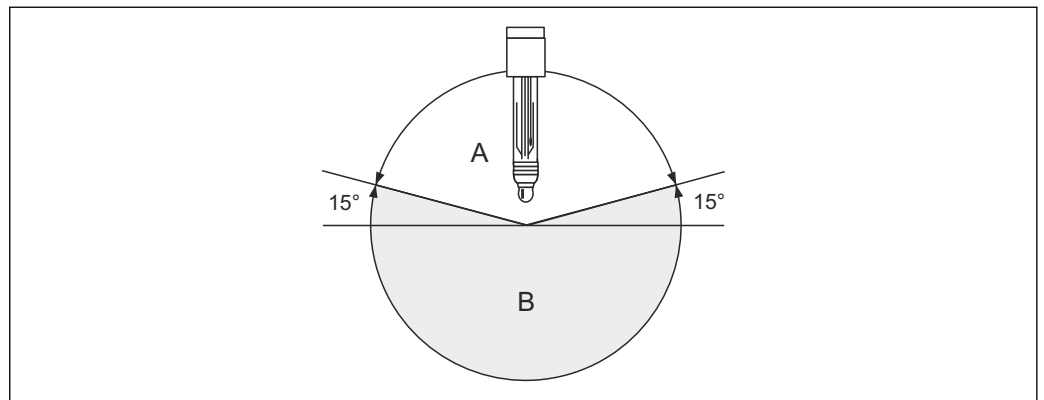
### Installation instructions

Do not install the electrodes upside down. The angle of inclination must be at least 15° from the horizontal. A smaller inclination angle is not permitted as it could cause an air bubble to form and prevent contact between the reference and the lead.

#### NOTICE

**Before screwing in the electrode, make sure the assembly threaded connection is clean and runs smoothly.**

- ▶ Screw in the electrode finger-tight (3 Nm)! (Data apply only if installing with Endress+Hauser assemblies.)
- ▶ Make sure to follow the installation instructions in the Operating Instructions of the assembly used.



A0024316

2 Electrode installation; installation angle at least 15° from the horizontal

A Permitted orientation

B Forbidden orientation

## Environment

Ambient temperature

**NOTICE**

**Risk of damage due to frost**

- ▶ The sensor must not be used if the temperature drops below  $-15\text{ °C}$  ( $5\text{ °F}$ ).

Storage temperature

0 to  $50\text{ °C}$  ( $32$  to  $122\text{ °F}$ )

Degree of protection

IP 68: Memosens plug-in head, (10 m (33 ft) water column,  $25\text{ °C}$  ( $77\text{ °F}$ ), 45 days, 1 M KCl)  
 IP 68: TOP68 plug-in head, (1 m (3.3 ft) water column,  $50\text{ °C}$  ( $122\text{ °F}$ ), 168 h)  
 IP 67: GSA plug-in head (with closed connector system)

## Process

Process temperature

0 to  $110\text{ °C}$  ( $32$  to  $230\text{ °F}$ )

Process pressure (absolute)

1 to 14 bar (15 to 203 psi)

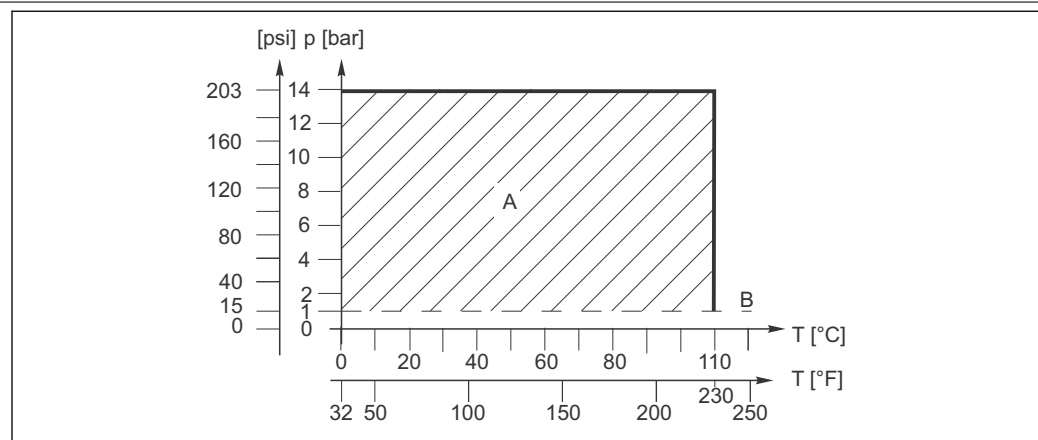
**CAUTION**

**Pressurization of sensor due to prolonged use under increased process pressure**

Risk of injury from glass breakage

- ▶ Avoid excessive heating of such sensors if using them under reduced process pressure or under atmospheric pressure.
- ▶ When handling such sensors, wear protective goggles and suitable gloves.

Pressure-temperature ratings



A0026066

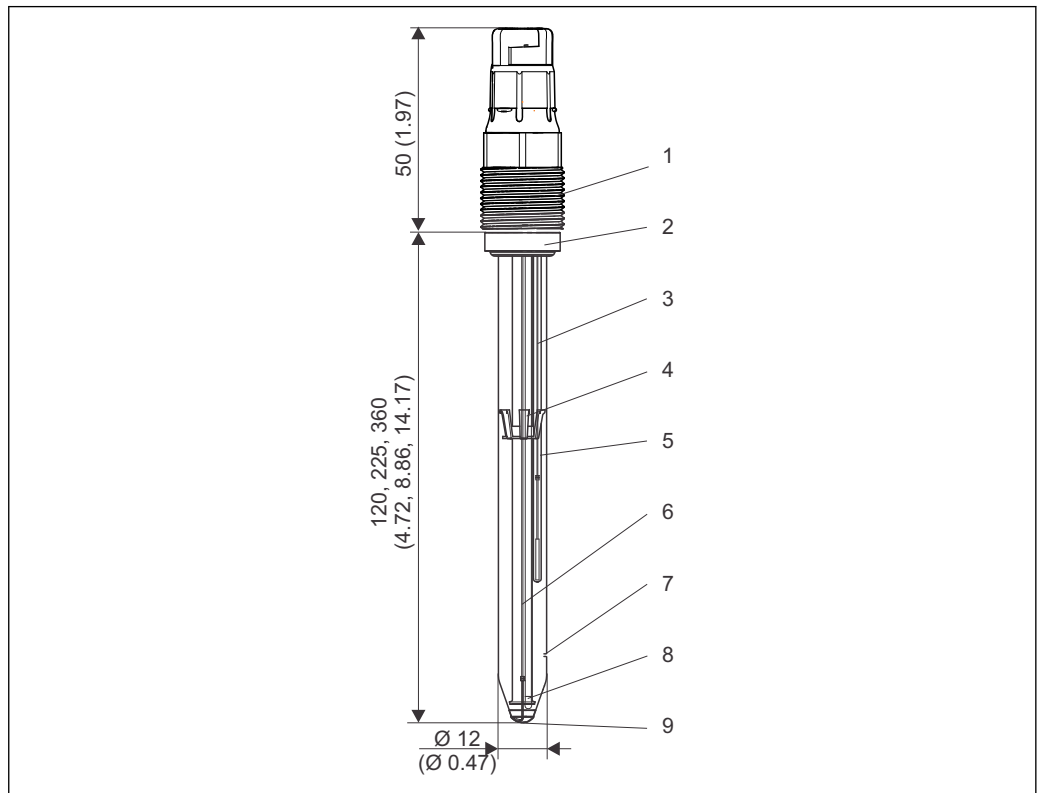
3 Pressure-temperature ratings

A Application CPS92(D)

B Atmospheric pressure

## Mechanical construction

### Design, dimensions CPS92D

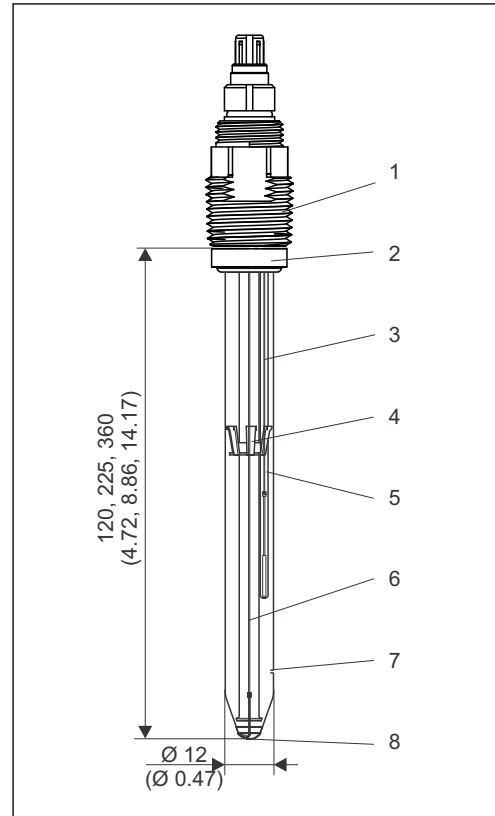
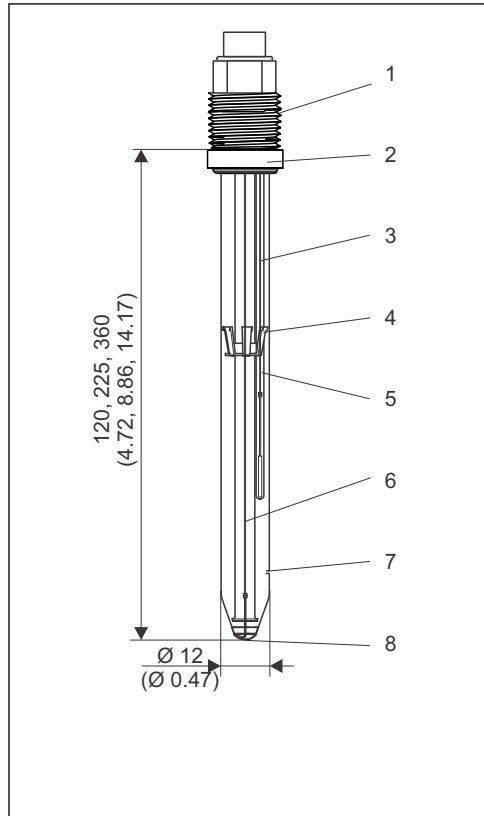


A0027475

#### 4 CPS92D with Memosens plug-in head

- 1 Memosens plug-in head
- 2 Viton O-ring with thrust collar
- 3 Ag/AgCl external reference lead
- 4 Spacer
- 5 "Advanced Gel" electrolyte
- 6 Metal internal reference lead
- 7 Open aperture
- 8 Temperature sensor NTC 30K
- 9 Platinum cap

Design, dimensions CPS92



5 CPS92 with GSA plug-in head

- 1 GSA electrode plug-in head, Pg 13.5
- 2 Viton O-ring with thrust collar
- 3 Ag/AgCl external reference lead
- 4 Spacer
- 5 "Advanced Gel" electrolyte
- 6 Metal internal reference lead
- 7 Open aperture
- 8 Platinum cap

6 CPS92 with TOP68 plug-in head (ESA)

- 1 TOP68 plug-in head, Pg 13.5
- 2 Viton O-ring with thrust collar
- 3 Ag/AgCl external reference lead
- 4 Spacer
- 5 "Advanced Gel" electrolyte
- 6 Metal internal reference lead
- 7 Open aperture
- 8 Platinum cap

**Weight** 0.1 kg (0.22 lbs) for a length of 120 mm (4.72 inch)

|                  |                       |                       |
|------------------|-----------------------|-----------------------|
| <b>Materials</b> | Electrode shaft       | Glass to suit process |
|                  | ORP measuring element | Platinum cap          |
|                  | Junction              | Open aperture         |

**Process connection** Pg 13.5

**Plug-in heads**

|         |   |
|---------|---|
| CPS92D: | Memosens plug-in head for digital, non-contact data transmission, 17 bar abs. (246 psi), Ex or non-Ex |
| CPS92:  |   |
| ESA:    | Threaded plug-in head Pg 13.5, TOP68, 17 bar abs. (246 psi), Ex                                       |
| GSA:    | Threaded plug-in head Pg 13.5   |

**Reference system** Ag/AgCl reference lead with Advanced Gel 3 M KCl, AgCl-free



## Certificates and approvals

---

### Ex approval

#### CPS92D

- ATEX II 1G EEX ia IIC T4/T6
- FM / CSA Class I Div. 2, in conjunction with Liquiline M CM42 and Mycom S CPM153 transmitters



Hazardous area versions of the digital sensors with Memosens technology are indicated by a red-orange ring in the plug-in head.

#### CPS92

- ATEX II 1G EEX ia IIC T4/T6
  - FM Class I Div. 2, in conjunction with Liquiline M CM42 and Mycom S CPM153 transmitters
- 

### TÜV certificate for Memosens and ESA plug-in head

Pressure resistance 16 bar rel. (232 psi), minimum three times the safety pressure

---

### Electromagnetic compatibility

Interference emission and interference immunity as per EN 61326: 2012

---

## Ordering information

---

### Product page

[www.endress.com/cps92d](http://www.endress.com/cps92d)

[www.endress.com/cps92](http://www.endress.com/cps92)

---

### Product Configurator

The navigation area is located on the right of the product page.

1. Under "Device support" click "Configure your selected product".
    - ↳ The Configurator opens in a separate window.
  2. Select all the options to configure the device in line with your requirements.
    - ↳ In this way, you receive a valid and complete order code for the device.
  3. Export the order code as a PDF or Excel file. To do so, click the appropriate button at the top of the screen.
- 

### Scope of delivery

The scope of delivery includes:

- Sensor in the version ordered
  - Technical Information
- 

## Accessories



The following are the most important accessories available at the time this documentation was issued. For accessories not listed here, please contact your service or sales office.

---

### Assemblies

#### Cleanfit CPA871

- Flexible process retractable assembly for water, wastewater and the chemical industry
- For applications with standard 12mm sensors
- Product Configurator on the product page: [www.endress.com/cpa871](http://www.endress.com/cpa871)



Technical Information TI01191C

---

**Cleanfit CPA875**

- Retractable process assembly for sterile and hygienic applications
- For in-line measurement with standard 12 mm sensors for parameters such as pH, ORP and oxygen
- Product Configurator on the product page: [www.endress.com/cpa875](http://www.endress.com/cpa875)



Technical Information TI01168C

**Cleanfit CPA472D**

- Robust retractable assembly for pH, ORP and other industrial sensors
- Heavy-duty version made of durable materials
- For manual or pneumatic, remote-controlled operation
- Product Configurator on the product page: [www.endress.com/cpa472d](http://www.endress.com/cpa472d)



Technical Information TI00403C

**Cleanfit CPA450**

- Manual retractable assembly for installing 120 mm sensors in tanks and pipes
- Product Configurator on the product page: [www.endress.com/cpa450](http://www.endress.com/cpa450)



Technical Information TI00183C

**Cleanfit CPA471**

- Compact stainless steel retractable assembly for installation in tanks and pipes, for manual or pneumatically remote-controlled operation
- Product Configurator on the product page: [www.endress.com/cpa471](http://www.endress.com/cpa471)



Technical Information TI00217C

**Cleanfit CPA472**

- Compact plastic retractable assembly for installation in tanks and pipes
- For manual or pneumatic, remote-controlled operation
- Product Configurator on the product page: [www.endress.com/cpa472](http://www.endress.com/cpa472)



Technical Information TI00223C

**Cleanfit CPA473**

- Stainless steel process retractable assembly with ball valve shutoff for particularly reliable separation of the medium from the environment
- Product Configurator on the product page: [www.endress.com/cpa473](http://www.endress.com/cpa473)



Technical Information TI00344C

**Cleanfit CPA474**

- Plastic process retractable assembly with ball valve shutoff for particularly reliable separation of the medium from the environment
- Product Configurator on the product page: [www.endress.com/cpa474](http://www.endress.com/cpa474)



Technical Information TI00345C

**Dipfit CPA111**

- Immersion and installation assembly made of plastic for open and closed vessels
- Product Configurator on the product page: [www.endress.com/cpa111](http://www.endress.com/cpa111)



Technical Information TI00112C

**Dipfit CPA140**

- pH/ORP immersion assembly with flange connection for very demanding processes
- Product Configurator on the product page: [www.endress.com/cpa140](http://www.endress.com/cpa140)



Technical Information TI00178C

**Flowfit CPA240**

- pH/ORP flow assembly for processes with stringent requirements
- Product Configurator on the product page: [www.endress.com/cpa240](http://www.endress.com/cpa240)



Technical Information TI00179C

**Flowfit CPA250**

- Flow assembly for pH/ORP measurement
- Product Configurator on the product page: [www.endress.com/cpa250](http://www.endress.com/cpa250)



Technical Information TI00041C

**Ecofit CPA640**

- Set comprising adapter for 120 mm pH/ORP electrodes and sensor cable with TOP68 coupling
- Product Configurator on the product page: [www.endress.com/cpa640](http://www.endress.com/cpa640)



Technical Information TI00246C

---

**Buffer solutions**

**High-quality buffer solutions from Endress+Hauser - CPY20**

The secondary buffer solutions have been referenced to primary reference material of the PTB (German Federal Physico-technical Institute) and to standard reference material of NIST (National Institute of Standards and Technology) according to DIN 19266 by a DKD (German Calibration Service) accredited laboratory.

Product Configurator on the product page: [www.endress.com/cpy20](http://www.endress.com/cpy20)

**Technical buffer solutions for ORP electrodes**

- +220 mV, pH 7, 250 ml; order no. CPY3-4
- +468 mV, pH 0.1, 250 ml; order no. CPY3-5

---

**Measuring cable**

**CYK10 Memosens data cable**

- For digital sensors with Memosens technology
- Product Configurator on the product page: [www.endress.com/cyk10](http://www.endress.com/cyk10)



Technical Information TI00118C

**CPK9**

- Terminated measuring cable for connecting analog sensors with TOP68 plug-in head
- Selection in accordance with product structure



For more information and to order, please contact your sales office.

**CPK1**

For pH/ORP electrodes with GSA plug-in head



Ordering information is available from your sales office or at [www.endress.com](http://www.endress.com).

[www.addresses.endress.com](http://www.addresses.endress.com)

---