



	DIN EN 61558-2-6	VDE	115642
	DIN EN 60 335-1	VDE	102961/84814
	UL 5085-3	UL	on request
	UL 5085-1	UL	E98173
	C22.2	CSA	99204



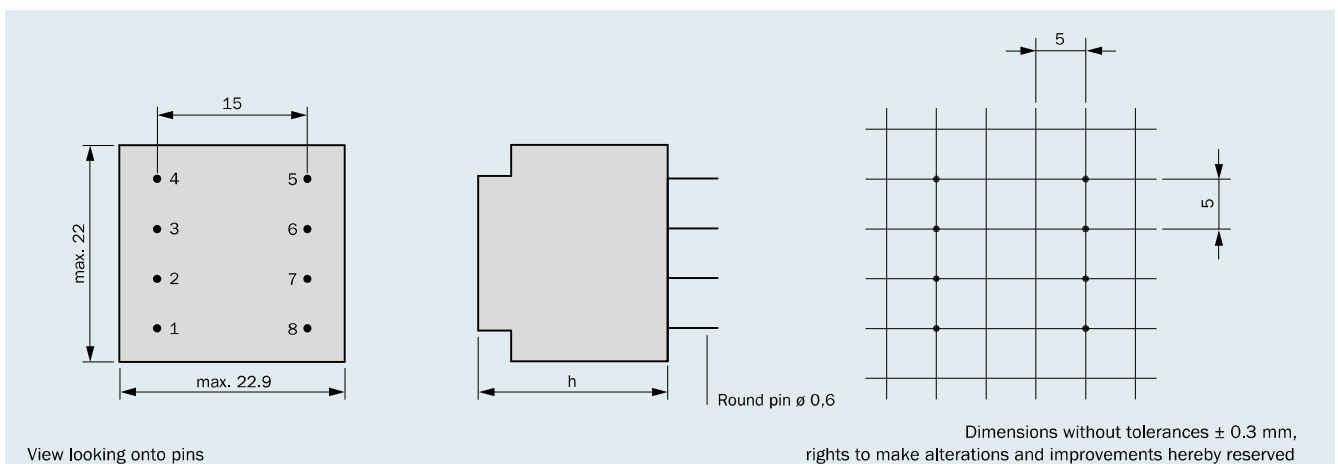
- according to REACH regulation
- according to RoHs regulation

- Minimal size available
- Primary voltages from 12 V to 250 V
- Secondary voltages from 4 V to 24 V or 2 x 3 V to 2 x 12 V
- Output Power up to 0.5 VA
- Further voltages on demand
- Inherently short-circuit-proof
- Vacuum-encapsulated, bobbin type with dual chamber windings
- Temperature class ta 70 °C/B
- High electrical safety and long service-life features
- Per item tested quality with certificate
- Excellent temperature fluctuation resistance properties
- Self-extinguishing cast housing and sealing material

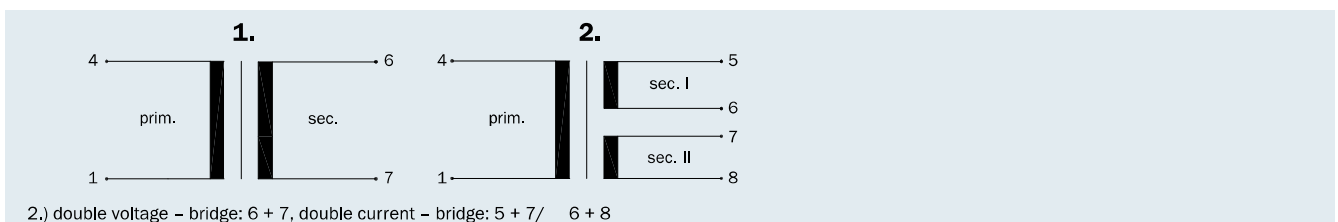
Thanks to its minimal size the BV 20 is the ideal problem solution for appliance manufacturers requiring small components and who are not prepared to enter into any compromises as regards quality and performance demands. Processing with double-coated windings, special extreme heat-resistant epoxy insulating resins and self-extinguishing encapsulation housing materials give HAHN transformers extra electrical safety reserves enabling applications of extreme limits to be addressed.

The BV 20 with insulation class B properties is especially suitable for printed circuit boards, computer processors, other electronic applications, domestic appliances, telecommunications, lighting and photo technologies. Particularly in regard to competitiveness on international markets and the product liability of manufacturers, the BV 20 offers users the greatest functional electrical safety and long-life service by reason of its superior quality for their products.

Connecting pins



Connection scheme (only connected pins are present)



Frame size/Core height	Output Power ta 70 °C/B	Size (h)	Weight	Packaging unit
BV 201 / 6 mm	0.35 VA	15 mm	0.025 kg	176 pieces
BV 202 /10 mm	0.50 VA	19 mm	0.035 kg	88 pieces

0.35 VA ta 70 °C/B

Frame size/Core height
**BV 201 /
6 mm**

inherently
short-circuit-
proof



no load power loss
type 1.2 W

Order No.	Primary voltage V	Connecting pins prim.	Secondary voltage V	Current sec. mA	Connecting pins sec.	No-load voltage V	Connection scheme
BV 201 0128	230	1-4	1 x 6	58	6-7	1 x 10.0	1
BV 201 0142	230	1-4	2 x 6	29	5-6/7-8	2 x 10.6	2
BV 201 0143	230	1-4	1 x 7.5	47	6-7	1 x 12.6	1
BV 201 0136	230	1-4	1 x 9	39	6-7	1 x 14.4	1
BV 201 0144	230	1-4	2 x 9	19	5-6/7-8	2 x 16.2	2
BV 201 0145	230	1-4	1 x 12	29	6-7	1 x 20.8	1
BV 201 0146	230	1-4	2 x 12	15	5-6/7-8	2 x 19.7	2
BV 201 0147	230	1-4	1 x 15	23	6-7	1 x 26.1	1
BV 201 0149	230	1-4	1 x 18	19	6-7	1 x 30.4	1
BV 201 0150	230	1-4	1 x 21	17	6-7	1 x 36.0	1
BV 201 0135	230	1-4	1 x 24	15	6-7	1 x 36.8	1

0.5 VA ta 70 °C/B

Frame size/Core height
**BV 202 /
10 mm**

inherently
short-circuit-
proof



no load power loss
type 1.5 W

Order No.	Primary voltage V	Connecting pins prim.	Secondary voltage V	Current sec. mA	Connecting pins sec.	No-load voltage V	Connection scheme
BV 202 0154	230	1-4	1 x 6	83	6-7	1 x 10.2	1
BV 202 0155	230	1-4	2 x 6	42	5-6/7-8	2 x 9.7	2
BV 202 0156	230	1-4	1 x 7.5	67	6-7	1 x 12.8	1
BV 202 0157	230	1-4	1 x 9	55	6-7	1 x 15.4	1
BV 202 0158	230	1-4	2 x 9	28	5-6/7-8	2 x 15.4	2
BV 202 0159	230	1-4	1 x 12	42	6-7	1 x 21.2	1
BV 202 0160	230	1-4	2 x 12	21	5-6/7-8	2 x 21.2	2
BV 202 0161	230	1-4	1 x 15	33	6-7	1 x 25.9	1
BV 202 0162	230	1-4	1 x 18	28	6-7	1 x 30.9	1
BV 202 0163	230	1-4	1 x 21	24	6-7	1 x 36.2	1
BV 202 0164	230	1-4	1 x 24	21	6-7	1 x 41.2	1