

ZIPABOX Z-WAVE EXPANSION MODULE

QUICK INSTALLATION GUIDE
v1.0

TRADEMARKS

Zipato and the Zipato logo are registered Trademarks. All other product names mentioned herein may be trademarks or registered trademarks of their respective companies.

NOTICE

Although Zipato has attempted to ensure the accuracy of the content of this manual, it is possible that this document may contain technical inaccuracies, typographical, or other errors. Zipato assumes no liability for any error in this publication, and for damages, whether direct, indirect, incidental, and consequential or otherwise, that may result from such error, including, but not limited to loss of data or profits. Zipato provides this publication "as is" without warranty of any kind, either express or implied, including, but not limited to implied warranties of merchantability or fitness for a particular purpose. The published information in the manual is subject to change without notice. Zipato reserves the right to make changes in the product design, layout, and driver revisions without notification to its users. This version of the Installation guide supersedes all previous versions.

ELECTROMAGNETIC COMPATIBILITY

When operated according to manufacturer instructions, the product is in compliance with RoHS and all the technical regulations applicable to the product within the scope of Council Directives 2014/53/EU and Part 15 of the FCC Rules. The connections conducting HF signals must not be damaged or altered in any way by the user.

TAKE CARE OF YOUR SAFETY

Display extreme caution when using ladders or steps, please follow the manufacturer's instructions. Be careful when using hand and power tools and follow the manufacturer's guidelines when using them. Take care that the correct tools are used. Wear goggles or protective clothing where required.

DANGER

RISK OF ELECTROCUTION

All work on the device should only be carried out by trained and skilled electricians. Observe the country-specific regulations.

CAUTION

The connected devices and the flush-mounted receiver can become damaged if devices are operated that do not correspond to the technical specifications [see technical data].

DANGER

RISK OF FATAL INJURY FROM ELECTRIC CURRENT.

The device has no basic insulation and must, therefore, be installed in a way that protects against accidental contact.

INTRODUCTION

COMPATIBILITY

This Expansion Module is designed to work only with Zipabox.

HANDLING

Do not drop, knock or shake the module. Rough handling can break internal circuit boards and connectors.

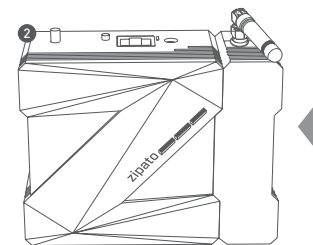
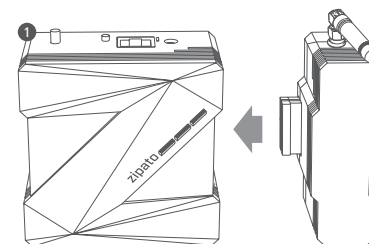
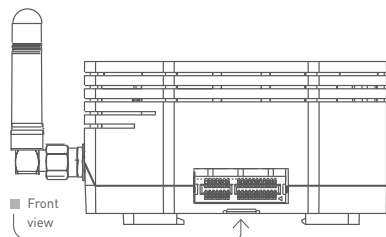
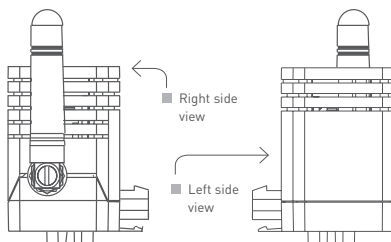
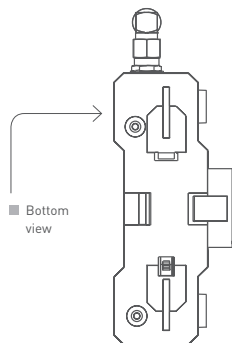
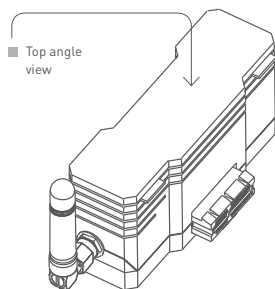
ENVIRONMENT

Do not expose the module to excessive heat or cold, as it can damage or shorten the life of electronic circuit boards.

If possible, dispose of this module at a recycling center. Do not dispose of this module with the household waste.



OVERVIEW



TECHNICAL DETAILS

| | |
|------------------------|-----------------------------------|
| POWER SUPPLY | From Zipabox |
| OPERATING TEMPERATURE | -10° to +40° C |
| OPERATING HUMIDITY | 5 - 95% RH |
| DIMENSIONS | 29 x 87 x 46 mm (without antenna) |
| WEIGHT | 62g (with antenna) |
| COMMUNICATION PROTOCOL | Z-Wave |
| COMMUNICATION RANGE | Up to 30m indoor or 70m outdoor |

PACKAGE CONTENT

| | |
|-----|-------------------------|
| 1PC | Z-Wave Expansion Module |
| 1PC | Z-Wave antenna |
| 1PC | User manual |

PLEASE NOTE: Connect antenna by screwing it clockwise to the connector on the module.

INSTALLATION

CONNECTING DEVICE

- 1 | Disconnect Zipabox from the power supply.
- 2 | Align connector of Z-Wave expansion module to expansion Slot 2 of Zipabox (or to the module connected into Slot 2).
- 3 | Join module and Zipabox together until the gap between them is completely closed.
- 4 | Connect Zipabox to a power supply.

INSTALLATION/MOUNTING

Mount together with Zipabox.

INTERFERENCE

All wireless devices are subject to interference, which could affect device performance.

REPAIRING

Do not attempt to repair this product. There are no user-serviceable parts inside.

WATER-RESISTANCE

This product is not water-resistant. Keep it dry. Moisture will corrode the inner electronics.

CLEANING

Use a dry cloth to clean this product. Do not use harsh chemicals, cleaning solvents or strong detergents.

MODELS AND REGIONS

| | |
|-----------|--------------------------------------|
| ZBM.ZW.AU | Zipabox - Z-wave AU expansion module |
| ZBM.ZW.EU | Zipabox - Z-wave EU expansion module |
| ZBM.ZW.IN | Zipabox - Z-wave IN expansion module |
| ZBM.ZW.IS | Zipabox - Z-wave IS expansion module |
| ZBM.ZW.RU | Zipabox - Z-wave RU expansion module |
| ZBM.ZW.US | Zipabox - Z-wave US expansion module |

TROUBLESHOOTING

Having trouble installing your new product?

Zipato website contains the latest user documentation and software updates for Zipato products and services.
www.zipato.com

You can also find answers in the Zipato Community at community.zipato.com

Zipato Support: support@zipato.com

ONE (1) YEAR LIMITED WARRANTY

Tri plus grupa d.o.o. warrants this product (the "Product") against defects in materials and/or workmanship under normal use for a period of ONE (1) YEAR from the date of purchase by the original purchaser ["Warranty Period"]. If a defect arises and a valid claim is received within the Warranty Period, then as your sole remedy (and Tri plus grupa's sole liability), Tri plus grupa will at its option either 1) repair the defect at no charge, using new or refurbished replacement parts, or 2) replace the Product with a new product that is functionally equivalent to the original, in each case within 30 days following receipt

of the returned Product. A replacement product or part assumes the remaining warranty of the original Product. When a Product or part is exchanged, any replacement item becomes your property and the replaced Product or part becomes Tri plus grupa's property. Obtaining Service: To obtain warranty service, visit <https://community.zipato.com> to open a service request. Please be prepared to describe the Product that needs service and the nature of the problem. A purchase receipt is required. The Product must be insured and shipped freight prepaid and securely packaged. You must contact support for a Return Material Authorization Number ("RMA Number") before shipping any Product, and include the RMA Number, a copy of your purchase receipt and a description of the problem you are experiencing with the Product. Any claim under this Limited Warranty must be submitted to Tri plus grupa before the end of the Warranty Period. Exclusions: This warranty does not apply to:

a) damage caused by failure to follow instructions relating to the Product's use or the installation of components; b) damage caused by accident, abuse, misuse, transport, neglect, fire, floods, earthquake or other external causes; c) damage caused by service performed by anyone who is not an authorized representative of Tri plus grupa; d) accessories used in conjunction with a covered Product; e) a Product or part that has been modified to alter functionality or capability; f) items intended to be periodically replaced by the purchaser during the normal life of the Product, including, without limitation, batteries, bulbs or cables; g) a Product that is used commercially or for a commercial purpose, in each case as determined by Smart states. EXCEPT FOR BODILY INJURY, TRI PLUS GRUPA SHALL NOT BE LIABLE FOR (I) ANY LOST PROFITS, COST OF PROCUREMENT OF SUBSTITUTE PRODUCTS, OR ANY INCIDENTAL OR CONSEQUENTIAL DAMAGES, OR (II) ANY AMOUNTS IN EXCESS OF THE PURCHASE PRICE FOR THE PRODUCT, IN EACH CASE WHETHER RESULTING FROM THE USE OF OR INABILITY TO USE THIS PRODUCT, OR ARISING OUT OF ANY BREACH OF THIS WARRANTY, EVEN IF COMPANY HAS BEEN ADVISED OF THE POSSIBILITY OF SUCH DAMAGES. SOME STATES DO NOT ALLOW THE EXCLUSION OR LIMITATION OF INCIDENTAL OR CONSEQUENTIAL DAMAGES, SO THE ABOVE LIMITATION AND EXCLUSIONS MAY NOT APPLY TO YOU. TO THE EXTENT PERMITTED BY APPLICABLE LAW, TRI PLUS GRUPA DISCLAIMS ANY AND ALL STATUTORY OR IMPLIED WARRANTIES, INCLUDING WITHOUT LIMITATION, WARRANTIES OF MERCHANTABILITY, FITNESS FOR A PARTICULAR PURPOSE AND WARRANTIES AGAINST HIDDEN OR LATENT DEFECTS. IF TRI PLUS GRUPA CANNOT LAWFULLY DISCLAIM STATUTORY OR IMPLIED WARRANTIES, THEN TO THE EXTENT PERMITTED BY LAW, ALL SUCH WARRANTIES SHALL BE LIMITED IN DURATION TO THE WARRANTY PERIOD. SOME STATES DO NOT ALLOW LIMITATIONS ON HOW LONG AN IMPLIED WARRANTY LASTS, SO THE ABOVE LIMITATIONS MAY NOT APPLY TO YOU.

This warranty gives you specific legal rights and you may also have other rights, which vary from state to state. To exercise your rights under this warranty, gives you specific legal rights and you may also have other rights, which vary from state to state. To exercise your rights under this warranty, please follow the instructions above under the heading "Obtaining Service", or contact Zipato at Tri plus grupa d.o.o., Banjaviceva 11, 10000 Zagreb, Croatia.

Zipato is a registered trademark of Tri plus grupa d.o.o.
Manufacturer / Importer for Croatia:
Tri plus grupa d.o.o.
Banjaviceva 11
10000 Zagreb
Croatia

DECLARATION OF CONFORMITY

We, Tri plus grupa d.o.o., Croatia, 10000 Zagreb Banjaviceva 11, declare that the product Zipabox - Z-Wave expansion module, is in compliance with all the technical regulations applicable to the product within the scope of Council Directives 2014/53/EU.

Sebastian Popovic, CEO

Manufacturer's Name: Tri plus grupa d.o.o.
Address: Banjaviceva 11, 10000 Zagreb, Croatia
Product name: Zipabox - Z-Wave expansion module
Model number: zbm.zw
Operating Temperature: -10° C to +40°C

This device in compliance with the essential requirements and other relevant provisions of Directive 2014/53/EU. All essential radio test suites have been carried out.

1. CAUTION : RISK OF EXPLOSION IF BATTERY IS REPLACED BY AN INCORRECT TYPE. DISPOSE OF USED BATTERIES ACCORDING TO THE INSTRUCTIONS
2. The product shall only be connected to a USB interface of version USB 2.0
3. Adapter shall be installed near the equipment and shall be easily accessible.
4. The plug considered as a disconnect device of an adapter.
5. The device complies with RF specifications when the device used at 0mm from your body.



RF output power: This product can be used across EU member states.

Changes or modifications not expressly approved by the party responsible for compliance could void the user's authority to operate the equipment.



NOTE

This equipment has been tested and found to comply with the limits for a Class B digital device, pursuant to Part 15 of the FCC Rules. These limits are designed to provide reasonable protection against harmful interference in a residential installation. This equipment generates, uses and can radiate radio frequency energy and, if not installed and used in accordance with the instructions, may cause harmful interference to radio communications. However, there is no guarantee that interference will not occur in a particular installation. If this equipment does cause harmful interference to radio or television reception, which can be determined by turning the equipment off and on, the user is encouraged to try to correct the interference by one or more of the following measures:

- Reorient or relocate the receiving antenna.
- Increase the separation between the equipment and receiver.
- Connect the equipment into an outlet on a circuit different from that to which the receiver is connected.
- Consult the dealer or an experienced radio/TV technician for help. To maintain compliance with FCC's RF Exposure guidelines, this equipment should be installed and operated at distance greater than 20 cm from your body. Use only the supplied antenna.

FCC ID: 2AAU7-ZB2MAIN
IC: 11391A-ZB2MAIN

DISPOSING AND RECYCLING YOUR PRODUCT



(Waste Electrical & Electronic Equipment)
(Applicable in countries with separate collection systems)
This marking on the product, accessories or literature indicates

that the product and its electronic accessories (e.g. charger, headset, USB cable) should not be disposed of with other household waste. To prevent possible harm to the environment or human health from uncontrolled waste disposal, please separate these items from other types of waste and recycle them responsibly to promote the sustainable reuse of material resources. Household users should contact either the retailer where they purchased this product, or their local government office, for details of where and how they can take these items for environmentally safe recycling. Business users should contact their supplier and check the terms and conditions of the purchase contract. This product and its electronic accessories should not be mixed with other commercial wastes for disposal. (Applicable in countries with separate collection systems)

At Zipato, we understand and are committed to reducing any impact our operations and products may have on the environment. To minimize this impact Zipato designs and builds its products to be as environmentally friendly as possible, by using recyclable, low toxic materials in both products and packaging.

COPYRIGHT

© 2018 Tri plus grupa d.o.o. All Rights Reserved.
No part of this manual may be reproduced or transmitted in any form without the expressed, written permission of Tri plus grupa d.o.o.