

SC12CL LBP/MBP Compressor R404A/R507 220-240V 50Hz

Data Sheet (Replaces CF.54.B1.02)

General

Compressor	SC12CL
Code number	104L2623

Application

Application	LBP/MBP	
Evaporating temperature range	°C	-45 to -5
Voltage range	V/Hz	198 - 254 /50
Motor type	CSIR	
Max. ambient temperature	°C	38
Comp. cooling at ambient temp.	32°C	F ₂
	38°C	F ₂

Design

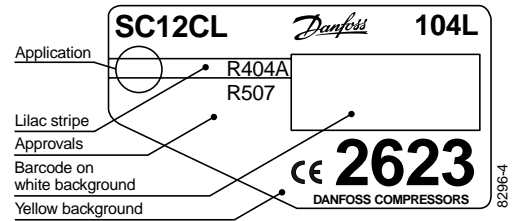
Displacement	cm ³	12.87
Oil quantity	cm ³	550
Maximum refrigerant charge	g	1300
Free gas vol. in compressor	cm ³	1460
Weight without electrical equipment	kg	12.5

Motor

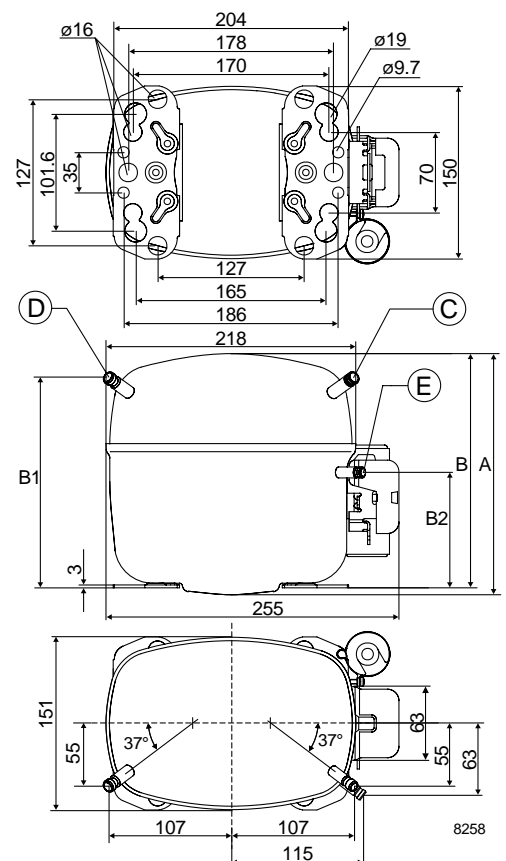
Motor size	watt	385
LRA (rated after 4 sec. UL984) HST	A	14.8
Cut-in current HST	A	14.8
Resistance, main and start winding (25°C)	Ω	5.0/13.7
Approvals	EN 60335-2-34	

Dimensions

Height	mm	A	209
		B	203
		B1	183
		B2	100
Suction connector	location/I.D. mm	C	8.2 ±0.09
Process connector	location/I.D. mm	D	6.2 ±0.09
Discharge connector	location/I.D. mm	E	6.2 ±0.09
Compressors on a pallet	pcs.	80	



- S = Static cooling normally sufficient
- O = Oil cooling
- F₁ = Fan cooling 1.5 m/s
(compressor compartment temperature equal to ambient temperature)
- F₂ = Fan cooling 3.0 m/s necessary



Capacity (EN 12900/CECOMAF)

watt

Comp. °C	-45	-40	-35	-30	-25	-23.3	-20	-15	-10	-5
SC12CL	58	140	237	353	490	541	650	835	1048	1292

Capacity (ASHRAE)

watt

Comp. °C	-45	-40	-35	-30	-25	-23.3	-20	-15	-10	-5
SC12CL	67	162	275	410	568	629	754	971	1220	1505

Power consumption

watt

Comp. °C	-45	-40	-35	-30	-25	-23.3	-20	-15	-10	-5
SC12CL	190	253	316	380	445	468	512	581	654	730

Current consumption

A

Comp. °C	-45	-40	-35	-30	-25	-23.3	-20	-15	-10	-5
SC12CL	2.15	2.27	2.43	2.61	2.82	2.90	3.06	3.34	3.64	3.97

COP (EN 12900/CECOMAF)

W/W

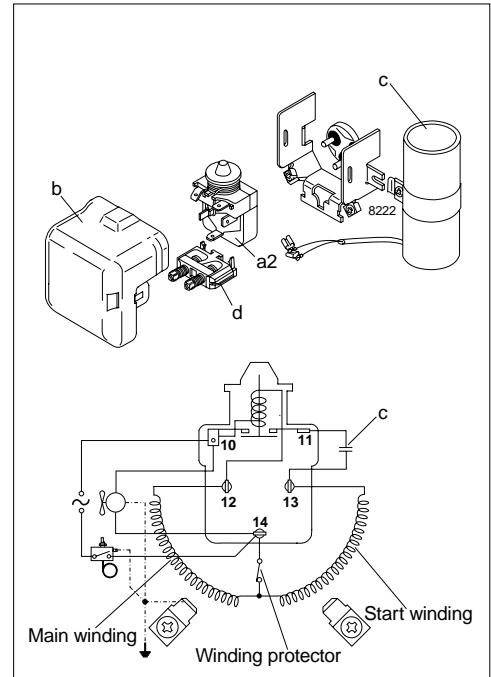
Comp. °C	-45	-40	-35	-30	-25	-23.3	-20	-15	-10	-5
SC12CL	0.30	0.55	0.75	0.93	1.10	1.16	1.27	1.44	1.60	1.77

COP (ASHRAE)

W/W

Comp. °C	-45	-40	-35	-30	-25	-23.3	-20	-15	-10	-5
SC12CL	0.35	0.64	0.87	1.08	1.28	1.34	1.47	1.67	1.87	2.06

Test conditions	EN 12900/CECOMAF	ASHRAE
Condensing temperature	45°C	45°C
Ambient and suction gas temp.	32°C	32°C
Liquid temperature	45°C	32°C
Fan cooling F ₂ , 220V 50Hz		



Accessories

Devices	Fig.	SC12CL
Starting relay	a2	117U6005
Cover	b	103N2009
Starting capacitor 80 µF	c	117U5017
Cord relief	d	103N1004
Mounting accessories		
Bolt joint for one compressor		118-1917
Bolt joint in quantities		118-1918
Snap-on in quantities		118-1919