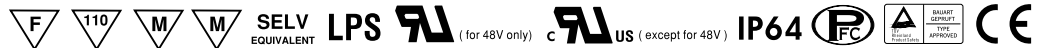




■ Features :

- Universal AC input / Full range
- Fully isolated plastic case with IP64 level
- Built-in constant current limiting circuit with adjustable OCP level
- Protections: Short circuit / Overload / Over voltage / Over temperature
- Built-in active PFC function
- IP64 design for indoor or outdoor installations
- UL1310 Class 2 power unit
- Cooling by free air convection
- 100% full load burn-in test
- High reliability
- Suitable for LED lighting and moving sign applications
- 2 years warranty

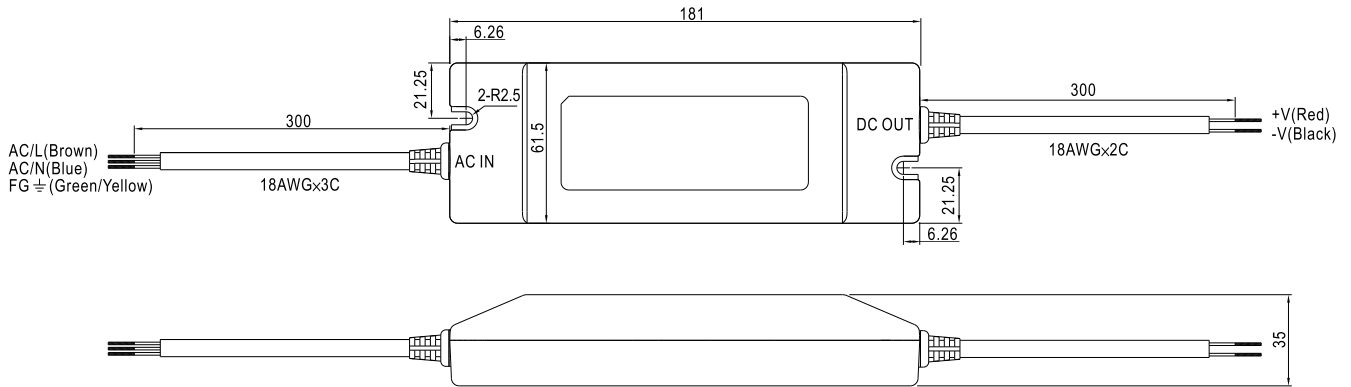


SPECIFICATION

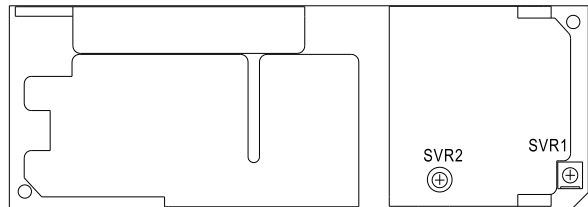
MODEL	PLN-60-12	PLN-60-15	PLN-60-20	PLN-60-24	PLN-60-27	PLN-60-36	PLN-60-48	
OUTPUT	DC VOLTAGE	12V	15V	20V	24V	27V	36V	48V
	LED OPERATION VOLTAGE Note.7	8.4 ~ 12V	10.5 ~ 15V	14 ~ 20V	16.8 ~ 24V	18.9 ~ 27V	25.2 ~ 36V	33.6 ~ 48V
	RATED CURRENT	5A	4A	3A	2.5A	2.3A	1.7A	1.3A
	CURRENT RANGE	0 ~ 5A	0 ~ 4A	0 ~ 3A	0 ~ 2.5A	0 ~ 2.3A	0 ~ 1.7A	0 ~ 1.3A
	RATED POWER	60W	60W	60W	60W	62.1W	61W	62.5W
	RIPPLE & NOISE (max.) Note.2	2Vp-p	2.4Vp-p	1.8Vp-p	2.7Vp-p	2.7Vp-p	3.6Vp-p	4.6Vp-p
	VOLTAGE ADJ. RANGE Note.6	11 ~ 13V	13.8 ~ 16.2V	18 ~ 22V	22 ~ 26V	25 ~ 30V	32.5 ~ 39V	43.6 ~ 51.8V
		Can be adjusted by internal potential meter SVR1						
	CURRENT ADJ. RANGE Note.6	3% ~ -25%. Can be adjusted by internal potential meter SVR2						
	VOLTAGE TOLERANCE Note.3	±10%						
	LINE REGULATION	±4.0%						
	LOAD REGULATION	±10%						
SETUP, RISE TIME	1500ms, 100ms / 230VAC 3000ms, 100ms / 115VAC at full load							
INPUT	VOLTAGE RANGE Note.5	90 ~ 264VAC						
	FREQUENCY RANGE	47 ~ 63Hz						
	POWER FACTOR	PF>0.9/230VAC PF>0.98/115VAC at full load						
	EFFICIENCY(Typ.)	83%	84.5%	86.5%	86.5%	87%	87%	88%
	AC CURRENT	0.8A/115VAC 0.4A/230VAC						
	INRUSH CURRENT(max.)	40A/230VAC						
	LEAKAGE CURRENT	0.5mA / 240VAC						
PROTECTION	OVER CURRENT	95 ~ 110%	130% (max)					
		Protection type : Constant current limiting, recovers automatically after fault condition is removed						
	SHORT CIRCUIT Note.4	Hiccup mode, recovers automatically after fault condition is removed.						
	OVER VOLTAGE	13.8 ~ 16V	17.5 ~ 21V	22.8 ~ 25V	28 ~ 32V	31 ~ 35V	41 ~ 46V	54 ~ 60V
	Protection type : Shut down o/p voltage, re-power on to recover							
OVER TEMPERATURE	95°C ±10°C (TSW1) detect on heatsink of power transistor							
	Protection type : Shut down o/p voltage, recovers automatically after temperature goes down							
ENVIRONMENT	WORKING TEMP.	-30 ~ +50°C (Refer to output load derating curve)						
	WORKING HUMIDITY	20 ~ 90% RH non-condensing						
	STORAGE TEMP., HUMIDITY	-40 ~ +80°C, 10 ~ 95% RH						
	TEMP. COEFFICIENT	±0.03%/°C (0 ~ 50°C)						
	VIBRATION	10 ~ 500Hz, 2G 10min./1cycle, period for 60min. each along X, Y, Z axes						
SAFETY & EMC	SAFETY STANDARDS	UL1310 Class 2, TUV EN61347-1, EN61347-2-13, CAN/CSA C22.2 No. 223-M91(except for 48V), IP64 approved						
	WITHSTAND VOLTAGE	I/P-O/P:4.25KVDC						
	ISOLATION RESISTANCE	I/P-O/P:100M Ohms/500VDC						
	EMI CONDUCTION & RADIATION	Compliance to EN55015, EN55022 (CISPR22) Class B						
	HARMONIC CURRENT	Compliance to EN61000-3-2,-3						
	EMS IMMUNITY	Compliance to EN61000-4-2,3,4,5,6,8,11; ENV50204, EN55024,EN61547, light industry level, criteria A						
OTHERS	MTBF	497.8Khrs min. MIL-HDBK-217F (25°C)						
	DIMENSION	181*61.5*35mm (L*W*H)						
	PACKING	0.5Kg; 24pcs/13Kg/0.75CUFT						
NOTE	<ol style="list-style-type: none"> 1. All parameters NOT specially mentioned are measured at 230VAC input, rated load and 25°C of ambient temperature. 2. Ripple & noise are measured at 20MHz of bandwidth by using a 12" twisted pair-wire terminated with a 0.1uf & 47uf parallel capacitor. 3. Tolerance : includes set up tolerance, line regulation and load regulation. 4. Please refer to OLP characteristics. 5. Derating may be needed under low input voltage. Please check the derating curve for more details. 6. Output voltage can be adjusted through the SVR1 on the PCB ; limit of output constant current level can be adjusted through the SVR2 on the PCB. 7. Constant current operation region is within 70% ~100% rated output voltage. This is the suitable operation region for LED related applications. 							

Mechanical Specification

Case No.960A Unit:mm



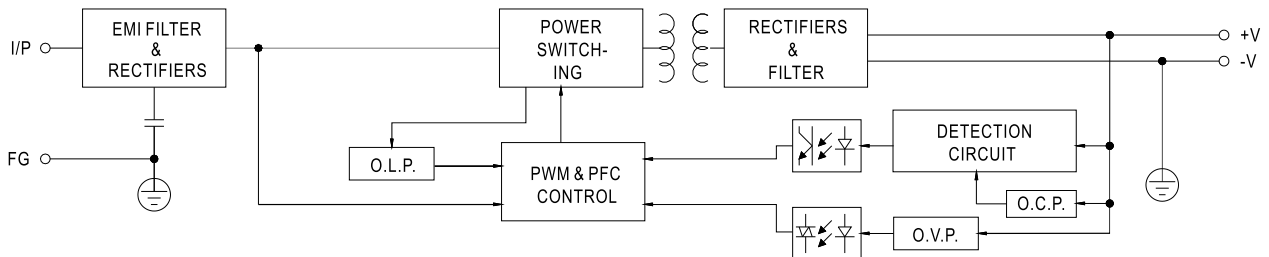
Output voltage and current adjustment : remove the upper case and adjust through SVR1 & SVR2 shown in the diagram.



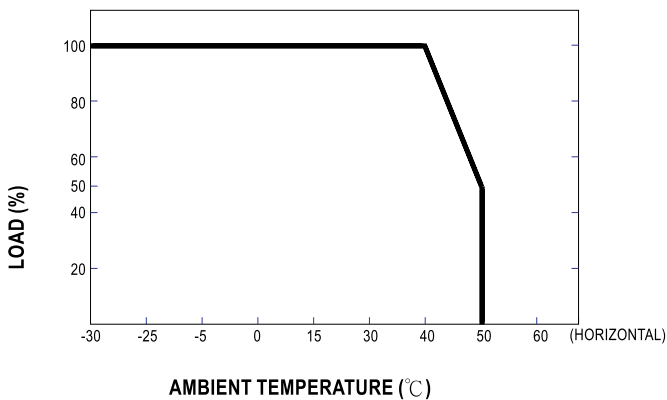
SVR1	Output voltage adjustment
SVR2	Output current adjustment

Block Diagram

fosc : 90KHz(115VAC)
120KHz(230VAC)



Derating Curve



Static Characteristics

