

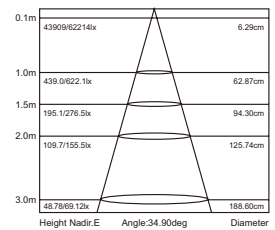
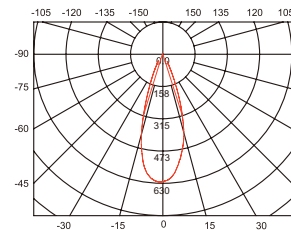
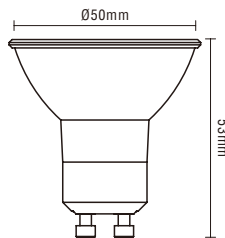


# HALED80 GU10

- | Metal reflective cup, good heat dissipation
- | Ceramic base, strengthen heat dissipation
- | HALED optical design, anti glare, halogen effect
- | Switching power supply, no flicker

## 4W HALED80 GU10 Spotlight 230lm

Part No.	HALED80 GU10 KC35T4	HALED80 GU10 WC35T4
Halogen Equivalent (W)	35	35
Wattage (W)	4	4
Dimmable	No	No
Lumens (lm)	230	230
CRI (Ra)	80	80
CCT (K)	2700	3000
Beam Angle (deg)	36	36
Luminous Intensity(cd)	550	600
Energy Efficiency Class	A+	A+
PF	0.55	0.55
Voltage (V)	AC220-240	AC220-240
Frequency(Hz)	50/60	50/60
Current (mA)	30	30
Socket	GU10	GU10
Switching Cycles	100000	100000
Lifespan(hrs)	20000	20000
Working Temperature (°C)	-20-40	-20-40
Storage Temperature (°C)	-20-60	-20-60
Weight(g)	48	48



Photometric Diagrams

### Cautions:

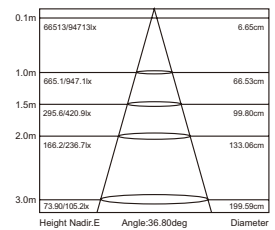
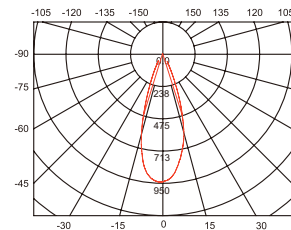
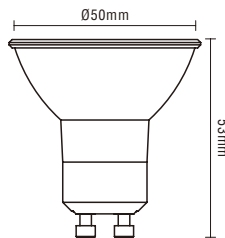
- Power off before replacement
- Don't touch the lamp when lighting
- Don't use it in sealed fixture

### Application:

- Perfect solution for chandeliers & pendant lights
- Home, villa and other residential buildings
- Hotels, restaurants, bars, cafes

## 6W HALED80 GU10 Spotlight 400lm

Part No.	HALED80 GU10 WC55T6	HALED80 GU10 NC55T6	HALED80 GU10 DC55T6
Halogen Equivalent (W)	55	55	55
Wattage (W)	6	6	6
Dimmable	No	No	No
Lumens (lm)	400	400	400
CRI (Ra)	80	80	80
CCT (K)	3000	4000	5300
Beam Angle (deg)	36	36	36
Luminous Intensity(cd)	950	950	950
Energy Efficiency Class	A+	A+	A+
PF	0.55	0.55	0.55
Voltage (V)	AC220-240	AC220-240	AC220-240
Frequency(Hz)	50/60	50/60	50/60
Current (mA)	40	40	40
Socket	GU10	GU10	GU10
Switching Cycles	100000	100000	100000
Lifespan(hrs)	20000	20000	20000
Working Temperature (°C)	-20-40	-20-40	-20-40
Storage Temperature (°C)	-20-60	-20-60	-20-60
Weight(g)	48	48	48



Photometric Diagrams

### Cautions:

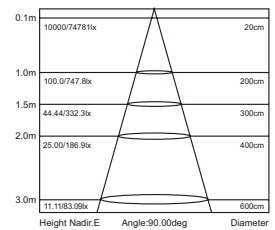
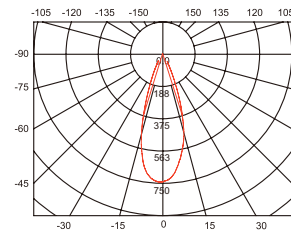
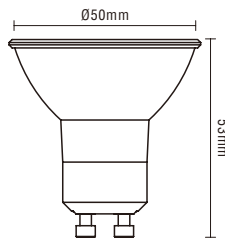
- Power off before replacement
- Don't touch the lamp when lighting
- Don't use it in sealed fixture

### Application:

- Perfect solution for chandeliers & pendant lights
- Home, villa and other residential buildings
- Hotels, restaurants, bars, cafes

## 6W HALELED80 GU10 Spotlight 345lm

Part No.	HALED80 GU10 KC50T6	HALED80 GU10 WC50T6	HALED80 GU10 NC50T6
Halogen Equivalent (W)	50	50	50
Wattage (W)	6	6	6
Dimmable	No	No	No
Lumens (lm)	345	345	345
CRI (Ra)	90	90	90
CCT (K)	2700	3000	4000
Beam Angle (deg)	36	36	36
Luminous Intensity(cd)	750	750	750
Energy Efficiency Class	A+	A+	A+
PF	0.55	0.55	0.55
Voltage (V)	AC220-240	AC220-240	AC220-240
Frequency(Hz)	50/60	50/60	50/60
Current (mA)	40	40	40
Socket	GU10	GU10	GU10
Switching Cycles	100000	100000	100000
Lifespan(hrs)	20000	20000	20000
Working Temperature (°C)	-20-40	-20-40	-20-40
Storage Temperature (°C)	-20-60	-20-60	-20-60
Weight(g)	48	48	48



Photometric Diagrams

### Cautions:

- Power off before replacement
- Don't touch the lamp when lighting
- Don't use it in sealed fixture

### Application:

- Perfect solution for chandeliers & pendant lights
- Home, villa and other residential buildings
- Hotels, restaurants, bars, cafes