



DEKS FlatSeal™

Membrane Low Slope
Roof Flashing. The Solution
for Flat Roofs

FlatSeal™ is ideal for flat and low pitch roofs with single ply or bitumen coverings.



- No special tools or fittings
EPDM snaps tight to the pipe without clips
- World Class Material
Black EPDM for max UV and Ozone resistance
- Twenty Year warranty
DEKS unbeatable guarantee of performance.



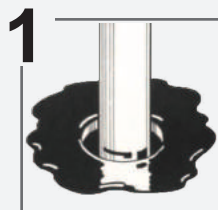
Selection Guide

Deks Code	Pipe Ext Dia.	Base	Colour
FS25-175	25-175	345	Black (EPDM)
FS25-175BU	25-175	345 (Butyl)	Black (EPDM)

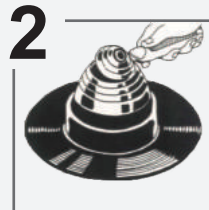
Available in Black EPDM

EPDM will withstand constant temperatures at the roofline or -58°F (-50°C) to 239°F (115°C) and up to 302°F (150°C) intermittently.


Installation Guide



Cut a neat hole through the felt layer and insert pipe. Use a nylon brush to remove all surface particles and spread with cold liquid bitumen.



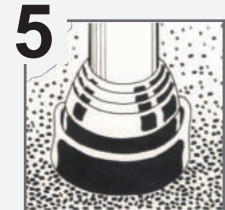
Cut FlatSeal at appropriate trim line to suit pipe diameter.



Wet pipe and slide FlatSeal down length. Press EPDM flange into cold liquid bitumen.



Adhere another layer of roof felt on top of the EPDM flange using cold liquid bitumen or self-adhesive bitumen membrane.



Press felt down firmly and seal any gaps between the EPDM cone and the top layer of the roof felt.

