

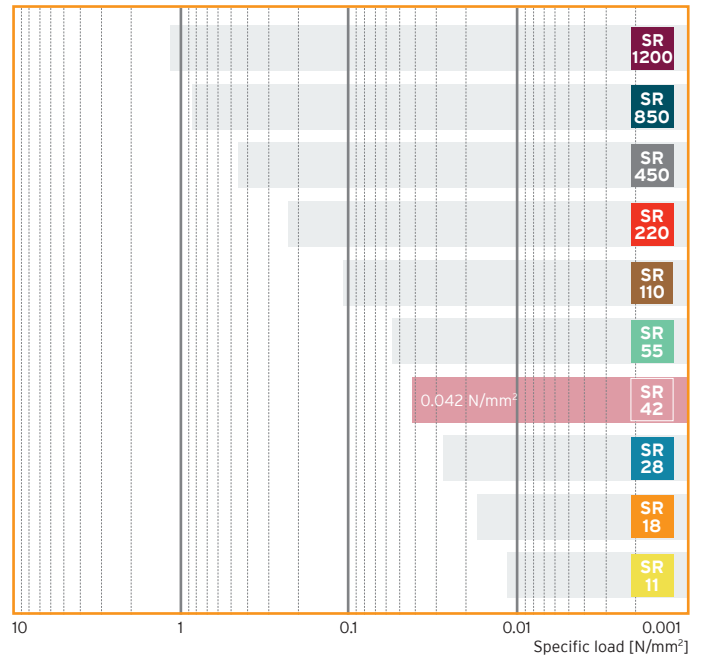
Material mixed cellular polyurethane
Colour pink

Standard dimensions on stock

Thickness: 12.5 mm with Sylomer® SR 42 - 12
25 mm with Sylomer® SR 42 - 25
Rolls: 1.5 m wide, 5.0 m long
Stripes: max. 1.5 m wide, up to 5.0 m long

Other dimensions (also thickness) as well as stamped and molded parts on request.

Standard Sylomer® range
Static range of use



Area of application	Compression load	Deflection
	depending on form factor, values apply to form factor 3	
Static range of use (static loads)	up to 0.042 N/mm ²	approx. 7 %
Operating load range (static plus dynamic loads)	up to 0.057 N/mm ²	approx. 20 %
Load peaks (short term, infrequent loads)	up to 2 N/mm ²	approx. 80 %

Material properties	Test methods	Comment
Mechanical loss factor	$\eta = 0.16$	DIN 53513*
Rebound elasticity	55 %	DIN 53573
Compression set	< 5 %	EN ISO 1856
Static shear modulus	0.08 N/mm ²	DIN ISO 1827*
Dynamic shear modulus	0.17 N/mm ²	DIN ISO 1827*
Coefficient of friction (steel)	$\mu_s = 0.5$	Getzner Werkstoffe
Coefficient of friction (concrete)	$\mu_b = 0.7$	Getzner Werkstoffe
Abrasion	1200 mm ³	DIN 53516
Operating temperature	-30 to 70 °C	
Specific volume resistance	> 10 ¹¹ Ω·cm	DIN IEC 93
Thermal conductivity	0.07 W/(mK)	DIN 52612/1
Flammability	B2 class E	DIN 4102 EN ISO 11925-2

* Tests according to respective standards

All information and data is based on our current knowledge. The data can be applied for calculations and as guidelines, are subject to typical manufacturing tolerances and are not guaranteed. We reserve the right to amend the data.

Further information can be found in VDI Guideline 2062 (Association of German Engineers). Further characteristic values on request.

Load deflection curve

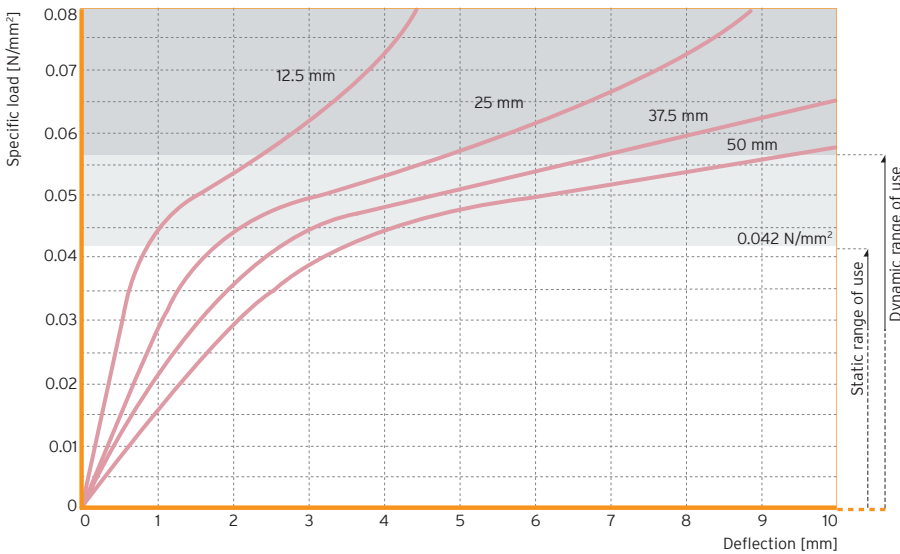


Figure 1: Quasistatic load deflection curve measured with a loading rate of 0.0042 N/mm²/s

Testing between flat steel-plates; recording of the 3rd loading; testing at room temperature

Form factor 3

Modulus of elasticity

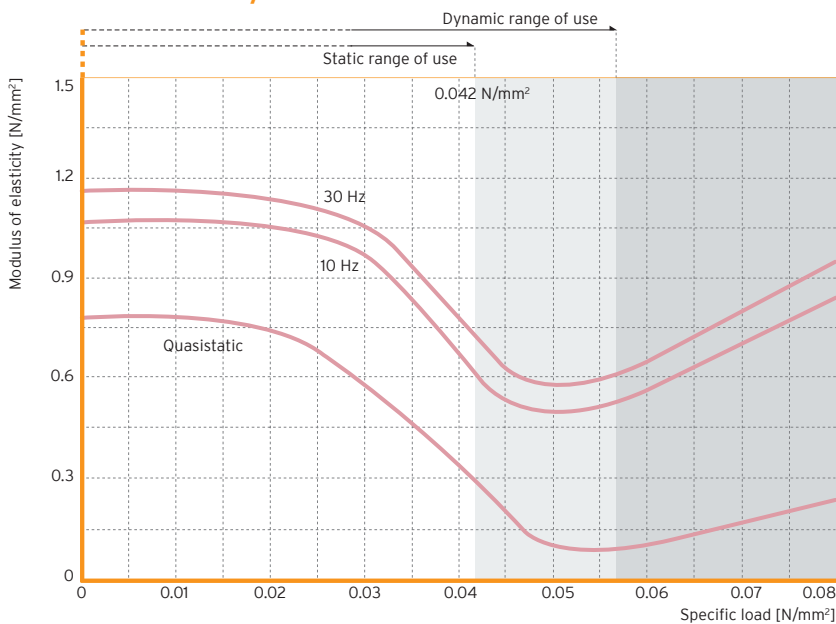


Figure 2: Load dependency of the static and dynamic modulus of elasticity

Quasistatic modulus of elasticity as a tangent modulus taken from the load deflection curve; dynamic modulus of elasticity due to sinusoidal excitation with a velocity level of 100 dBv re. $5 \cdot 10^{-8}$ m/s (equal to an oscillating range of 0.22 mm at 10 Hz and 0.08 mm at 30 Hz, see also in the glossary)

Test according to DIN 53513

Form factor 3

Natural frequency

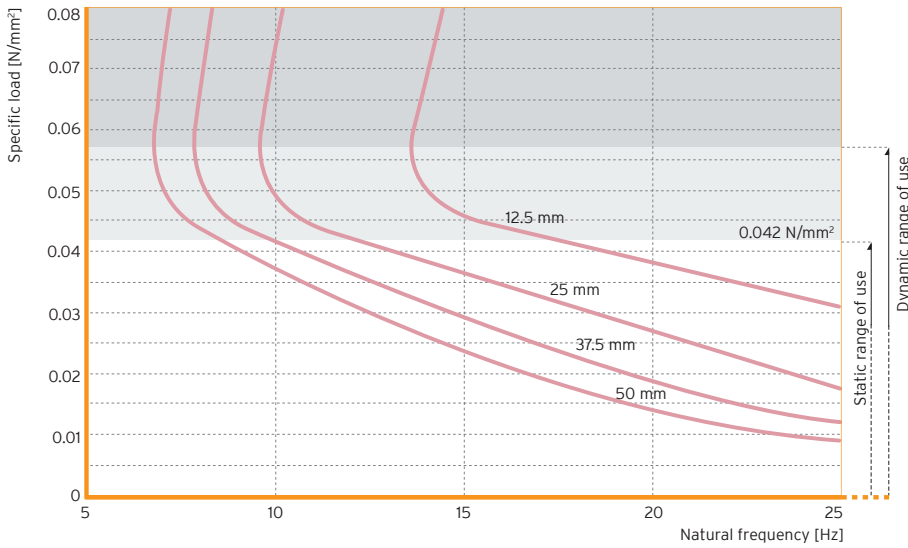


Figure 3: Natural frequency of a single-degree-of-freedom system (SDOF system) consisting of a fixed mass and an elastic bearing consisting of Sylomer® SR 42 based on a stiff subgrade

Parameter: Thickness of elastomeric bearing

Form factor 3

Vibration isolation efficiency

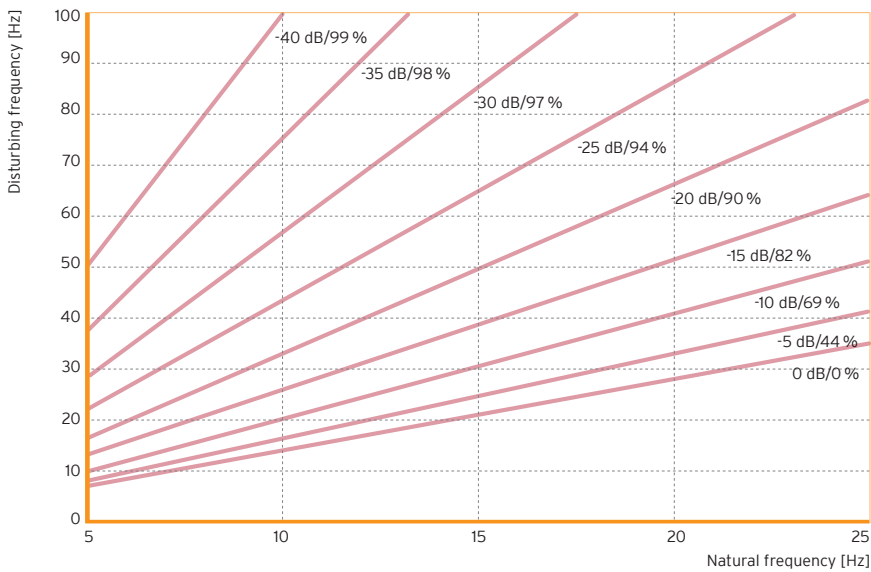


Figure 4: Reduction of the transmitted mechanical vibrations by implementation of an elastic bearing consisting of Sylomer® SR 42

Parameter: Factor of transmission in dB, isolation rate in %

Influence of the form factor

In the figures below one can find correction varying form factors.

Figure 5: Static load range

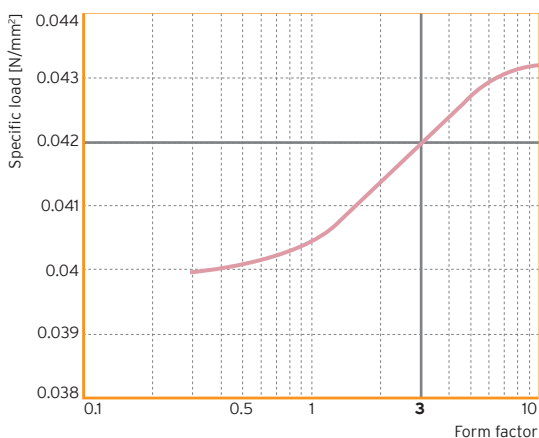


Figure 6: Deflection*

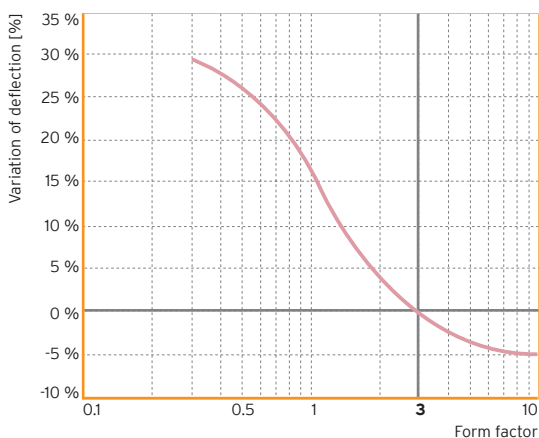


Figure 7: Dynamic modulus of elasticity at 10 Hz*

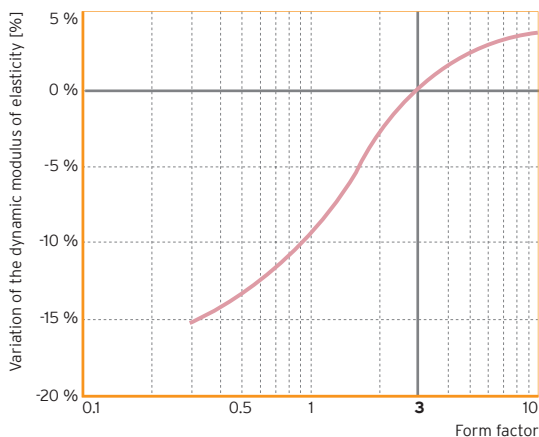
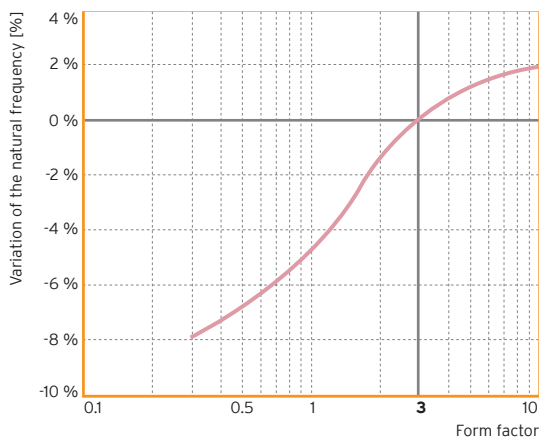


Figure 8: Natural frequency*



* Reference value: specific load 0.042 N/mm², form factor 3