


Preparation unit—Accessories

GS、GF、GU Series pressure gauge



Symbol



Product feature

1. It has sensitive reaction and can work under low pressure.
2. The displayed words in the dial are clear and there are several pressure units to be selected.
3. There are several installation ways and installing accessories to be selected.
4. Various dimensions of screw thread are available.

Ordering code

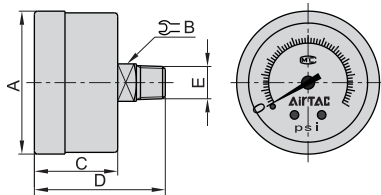
F-G S 40 10 M



① Accessories code	② Model	③ Mount Type Code	④ Dial diameter	⑤ Max.pressure scale	⑥ Scale and thread type
F: Accessories	G: Pressure gauge	S: Standard Mount F: Flange Mount U: Pannel Mount	30: OD 30mm 40: OD 40mm 50: OD 50mm 60: OD 60mm	04: 0.4MPa 10: 1.0MPa	M: MPa(PT) P: psi(NPT) B: bar(G) Z: kgf/cm ² & psi(PT)

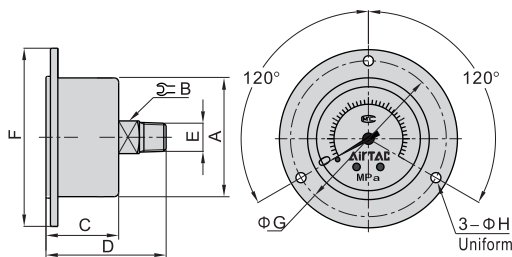
Dimensions

GS Series



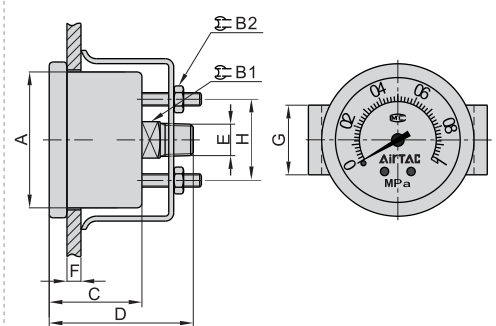
Model	A	B	C	D	E
GS-40	42	11	24.5	38.5	1/8"
GS-50	52	14	26.5	44.5	1/4"

GF Series



Model	A	B	C	D	E	F	G	H
GF-40	42	11	24.5	40.5	1/8"	60	52.5	3.4
GF-50	52	14	27.5	47.5	1/4"	71	62	4.4
GF-60	62	14	30	50	1/4"	82	71.5	4.4

GU Series



Model	A	B	B1	C	D	E	F(max)	G	H
GU-40	42	11	7	28	43.5	1/8"	5	21	24.5
GU-50	52	14	8	30.5	50	1/4"	7	24	35
GU-60	62	14	8	30.5	50	1/4"	7	25	35