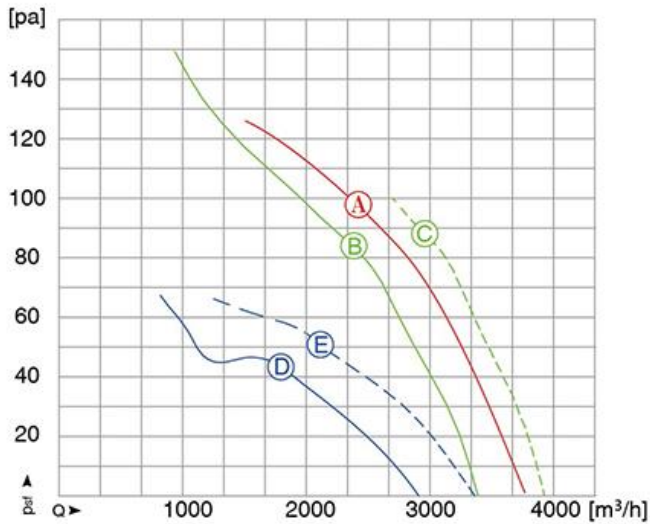
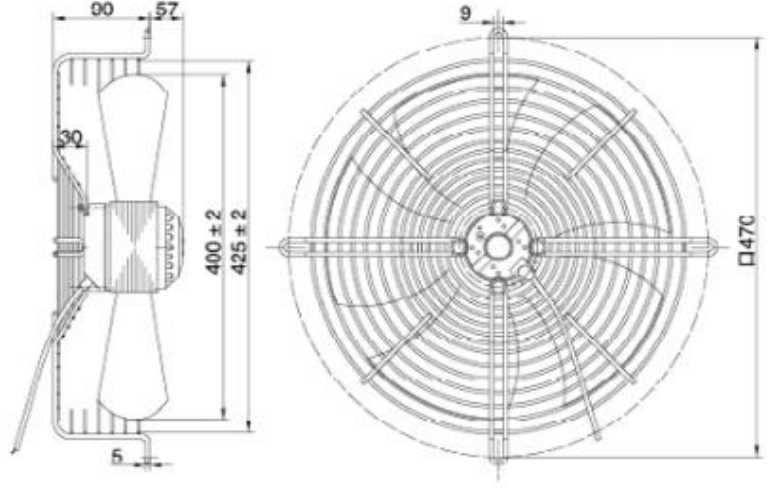
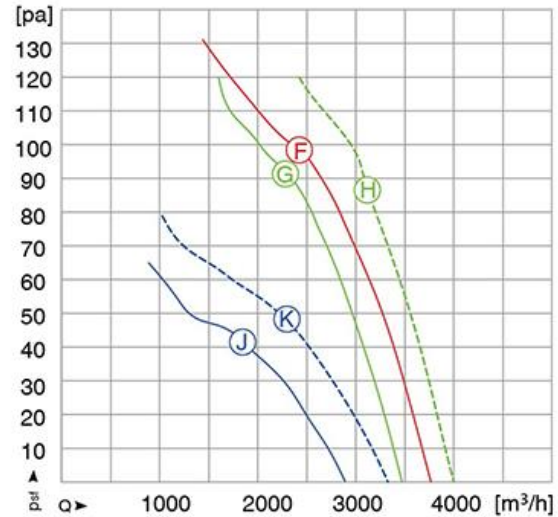


外转子轴流风机系列 AC AXIAL FAN

Φ400



动压 / Dynamic pressure: $p_d = 2.93 \times 10^{-6} \times Q^2 (\rho_a)$



型号 MODEL	电压 UAC	频率 f	电容器 C	曲线 CURVE	输入功率 P1	转速 n	电流 I	静压 Psf	环境温度 Temp.	静压效率 ηsf	能效值 EFF. Grade	噪声 Noise	备注 Note
	V	Hz	μF/450V	NO.	W	r/min	A	Pa	°C	%	N	dB/(A)	
YDWF74L47P4-□-400	1~220	50	6	A	219	1352	1.00	99	-40~+75	30.34	40.8	67	
YDWF74L47P4-□-400	1~220	50	6	B	179	1378	0.84	84	-40~+80	30.93	41.9	66	
YDWF74L47P4-□-400	1~220	60	6	C	241	1564	1.10	88	-40~+80	30.08	40.2	69	
YDWF74L47P6-□-400	1~220	50	5	D	113	909	0.52	46	-40~+75	17.93	30.1	58	
YDWF74L47P6-□-400	1~220	60	5	E	145	1040	0.68	51	-40~+75	20.52	32.0	59	
YSWF74L47P4-□-400	3~380	50	—	F	216	1362	0.46	97	-40~+80	30.97	41.4	69	
YSWF74L47P4-□-400	3~380	50	—	G	186	1383	0.44	93	-40~+90	31.92	42.7	68	
YSWF74L47P4-□-400	3~380	60	—	H	238	1587	0.45	87	-40~+90	31.48	41.6	70	
YSWF74L47P6-□-400	3~380	50	—	J	118	922	0.36	41	-40~+80	18.08	30.1	58	
YSWF74L47P6-□-400	3~380	60	—	K	146	1055	0.33	48	-40~+80	20.99	32.5	60	

注：性能曲线在安装马尔导风圈时测得；□表示安装附件。

Note: the performance curve obtained by installation MAER wall plate measurement ; □ express installation accessories.