

PERFORMANCE TOP SYSTEM™*

BEYBLADE BURST™

LET IT
RIP!™*



GUIDE BOOK

Manufactured under license from TOMY Company, Ltd. ® and/or TM® & ©2016 Hasbro. All Rights Reserved. TM & ® denote U.S. Trademarks. ©Hiro Morita, BBBProject, TV TOKYO





A message from the world beyblade battling association

Welcome to the world of BEYBLADE BURST™, the ultimate arena battling event supercharged by adrenaline fueled action and excitement!

This guide contains info you need to build and battle your own BEYBLADE BURST™ collection. You'll also find the list of rules, the different types of BEYBLADE BURST™ components, plus tips and tricks for awesome battling.

Remember, it's not just the power of the top, but also the spirit of the Blader that matters!

3, 2, 1 – LET IT RIP™*!



**NEW TO
BEYBLADE BURST™?
HERE'S SOME
BACKGROUND
INFO!**

BEYBLADE BURST™

PERFORMANCE TOP SYSTEM™*

BEYBLADE BURST™ tops are spinning battle tops (also called Beys). These tops include a dynamic “burst” feature designed to bring more excitement to the battle experience. Battling can trigger the spinning tops to burst into pieces (burst rates vary). Tops include 3 layers that can be customized for battle. Hundreds of combinations are possible. The more tops you collect, the more potentially winning combinations you can build.

THE BEYBLADE BURST BEYSTADIUM™

BEYBLADE BURST™ tops battle one-on-one in the BEYBLADE BURST Beystadium™. Each BEYBLADE BURST Beystadium™ provides a battleground that can play a part in how your Bey performs in battle, so select wisely!

THE BATTLE

3, 2, 1 – LET IT RIP™*! Pull the ripcord to launch tops into battle. Tops engage in battle – chasing, clashing and colliding! The last top standing wins.



PERFORMANCE TOP SYSTEM™* COMPONENTS

Each top is composed of 3 parts. Each component plays a role in how the top will perform.



ENERGY LAYER™*

Affects how the top engages with an opponent when they collide in battle.



FORGE DISC™*

Affects the center of gravity and weight of the top, causing different reactions in battle.



PERFORMANCE TIP™*

Affects movement patterns. – whether the top tends to spin in one place or roams around the BEYBLADE BURST Beystadium™.



**COMBINE PARTS TO
CREATE DIFFERENT TOPS
AND SEND A CUSTOMIZED
BEY INTO BATTLE!**



BEYBLADE BURST™ TOP TYPES

Every top belongs to one of four combat categories, based on its primary battle strength.



ATTACK TYPES

are designed to move quickly around the Beyblade Burst Beystadium™ and hit with power.



STAMINA TYPES

are designed to maintain their spin when left untouched. They can potentially out-spin a steady Defense Type.



DEFENSE TYPES

are designed to ward off attacks and maintain a stationary, stable position in battle.



BALANCE TYPES

combine the qualities of Attack, Stamina, and Defense types, and usually incorporate design elements from all three.



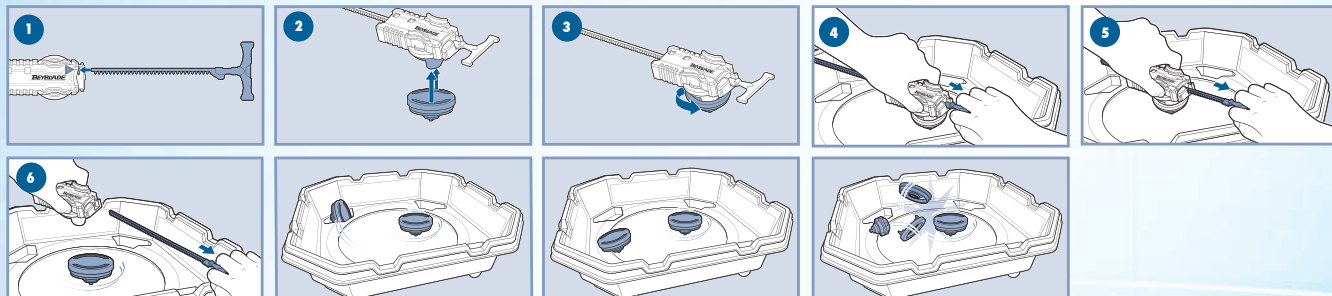
Fantasy scene. Burst rates vary.

BATTLING 101

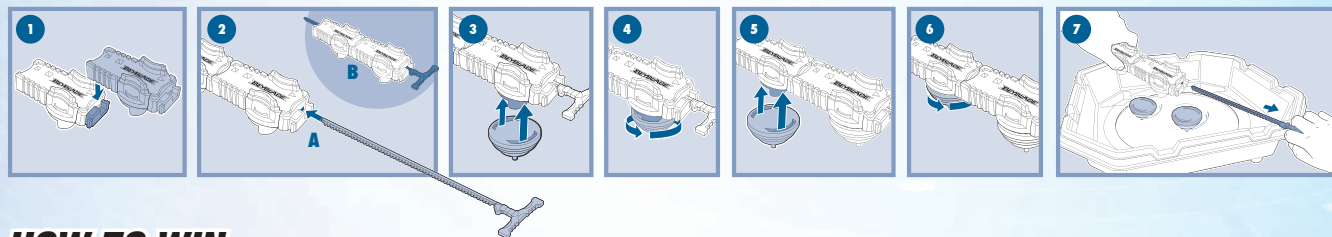
HOW TO BATTLE

BEYBLADE BURST™ tops bring wild fun to the BEYBLADE BURST Beystadium™. Your opponent's top can "burst" into pieces, resulting in 2 points for the player left standing (Burst rates vary). First player to earn 3 points wins!

TO LAUNCH WITH ONE ORIGINAL BEYBLADE BURST™ LAUNCHER



TO DOUBLE LAUNCH WITH TWO ORIGINAL BEYBLADE BURST™ LAUNCHERS



HOW TO WIN

Each player loads their BEYBLADE BURST™ top onto their BEYBLADE BURST™ launcher and pulls the ripcord over the BEYBLADE BURST Beystadium™ at the same time. The first player to get to 3 points wins!

1 POINT

RING OUT FINISH

If you knock your opponent's BEYBLADE BURST™ top out of the ring or into one of the pockets.

1 POINT

SURVIVOR FINISH

If your opponent's BEYBLADE BURST™ top stops spinning before yours.

2 POINTS

BURST FINISH

If your opponent's BEYBLADE BURST™ top bursts in battle, it is a BURST FINISH! (Burst rates vary.)

Only use BEYBLADE BURST™ tops with a BEYBLADE BURST Beystadium™. DO NOT LEAN OVER STADIUM when tops are in play. Do not use stadium on tables or other elevated surfaces. Tops may bounce up and hit eye and face.

Burst rates vary. Fantasy scene.





BATTLE TIPS

COLLECT, CUSTOMIZE[†] AND COMPETE!

[†]Only customizable with other BEYBLADE BURST™ tops.

COLLECT

You can expand your strategy options and battle tactics by increasing your BEYBLADE BURST™ collection.

CUSTOMIZE

Try switching around the ENERGY LAYERS™*, FORGE DISCS™* and PERFORMANCE TIPS™* among your BEYBLADE BURST™ tops to change the way they battle. The more BEYBLADE BURST™ tops you collect, the more parts you have for customization.

COMPETE

Strategize when designing and choosing a BEYBLADE BURST™ top for each battle. Some things to think about: What types of BEYBLADE BURST™ tops are you and your opponent using? What BEYBLADE BURST Beystadium™ are you battling in? Practice. Prepare. Then – LET IT RIP™*!



TOP TIPS

Getting the most from your BEYBLADE BURST™ top!

KNOW YOUR BEY

- Test the effect of the angle, and direction of its release.
- Learn its general characteristics and tendencies.

BREAK IN YOUR GEAR

- Ripcords come tightly coiled in their original packaging; they'll run more smoothly after a few pulls (the launcher will, too).

WORK ON YOUR LAUNCH

By improving your launch technique, you can help:

- Make attacks stronger.
- Get tops to move more quickly.
- Improve spin duration.





BEYBLADE BURST™ IS TAKING THE WORLD BY STORM!

Create, customize and battle your BEYBLADE BURST™ tops in the BEYBLADE BURST™ app. Challenge your friends to matches played via local wifi. Complete to win matches and unlock virtual pieces! The BEYBLADE BURST™ app brings the excitement and energy of BEYBLADE BURST™ to your personal device!

- Scan the code on the bottom of the ENERGY LAYER™* of each BEYBLADE BURST™ top to battle it in the app – each ENERGY LAYER™* has its own exciting spirit attack.
- Customize your virtual BEYBLADE BURST™ tops in the app with different parts and colors.
- Battle and you can unlock virtual pieces for your BEYBLADE BURST™ tops.



Fantasy scene.



**DOWNLOAD,
SCAN & BATTLE!**



LET IT RIP!™*





BEYBLADE BURST™ app works with select iPhone®, iPad®, iPod touch® and Android devices. Updates affect compatibility. Check beyblade.hasbro.com for availability, compatibility and instructions. Ask a parent first. Not available in all languages/countries.

Apple, the Apple logo, iPhone, iPad, and iPod touch are trademarks of Apple Inc., registered in the U.S. and other countries. App Store is a service mark of Apple Inc. Android, Google Play, and the Google Play logo are trademarks of Google Inc.



BATTLE TO BE THE BEST IN A BEYBLADE BURST TOURNAMENT!

1. Print this bracket. 
2. Gather BEYBLADE BURST competitors.
3. Determine Round 1 match ups.
4. Each match takes place in a BEYBLADE BURST Beystadium™. The first player to get 3 points wins and moves to round 2!*
5. The winners of round 2 advance to round 3, where they battle to be crowned the BEYBLADE BURST™ tournament champion!



*For longer tournaments, the player must win 2 out of 3 rounds to win the match and proceed to the next round. Only use BEYBLADE BURST™ tops with a BEYBLADE BURST Beystadium™.



Fantasy scene.
Burst rates vary.