

LED TUBE

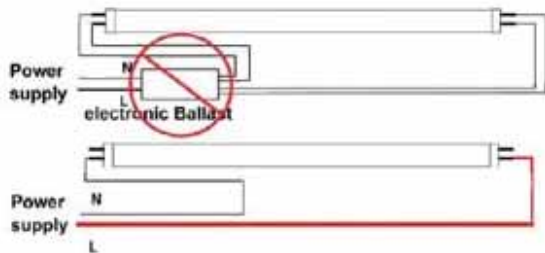
Product&Family Code:

002 001 0018
LED TUBE-120

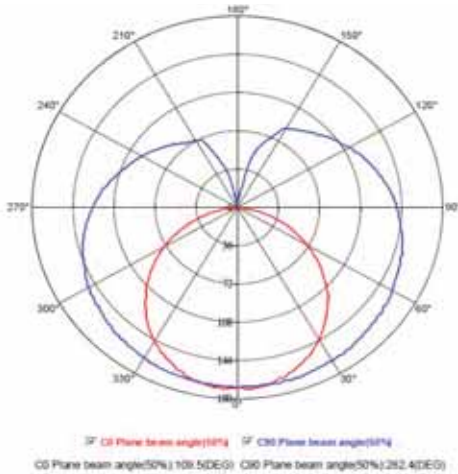

Technical Data

Voltage (V)	220-240V
Product Wattage (W)	18
Equivalence with incandescent lamp(W)	144
Colour Render Index (Ra)	>Ra80
Colour Temperature (K)	6400K
Materials	Glass
Dimmable	No
EEI	A to A++
Warm-up time up to 60 % of the full light output	Instant Full Light
Luminous Flux (lm)	1300
Luminous Efficacy (lm/W)	72
Rated Life (hrs) ⌚	25.000
Power Factor	>0.9
Beam Angle	195°
Number of ON-OFF cycling	x15.000

Connection Diagram



Photometric Diagram

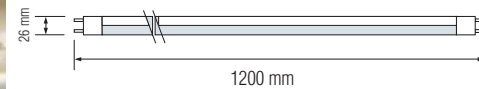


Applications

- Office, hospitality, industrial, car park.










Technical Drawing



Features

- High Lumen and CRI, Good quality & Constant Current driver.
- High heat dissipation, low carbon and environmental protection.
- SMD LED Lamp Base
- Very low energy consumption

	15.000X ON / OFF	NO UV / IR	mA 95
%85 ENERGY Saving	 25000h Lifetime	 0,0mg	 Optimally
	Start Up Time <0.5	 195°	 -10°C 40°C
Ra >80	Warm Up %60 < 0.5 s.c.	PF >0.9 Power Factor	

