

SEMiX703GD126HDc



SEMiX[®] 33c

Trench IGBT Modules

SEMiX703GD126HDc

Features

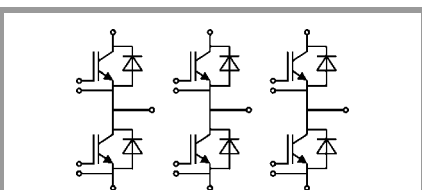
- Homogeneous Si
- Trench = Trenchgate technology
- $V_{CE(sat)}$ with positive temperature coefficient
- High short circuit capability
- UL recognised file no. E63532

Typical Applications*

- AC inverter drives
- UPS
- Electronic Welding

Remarks

- Case temperatur limited to $T_C=125^{\circ}\text{C}$ max.
- Not for new design



GD

Absolute Maximum Ratings				
Symbol	Conditions		Values	Unit
IGBT				
V_{CES}			1200	V
I_C	$T_j = 150^{\circ}\text{C}$	$T_c = 25^{\circ}\text{C}$	642	A
		$T_c = 80^{\circ}\text{C}$	449	A
I_{Cnom}			450	A
I_{CRM}	$I_{CRM} = 2 \times I_{Cnom}$		900	A
V_{GES}			-20 ... 20	V
t_{psc}	$V_{CC} = 600\text{ V}$ $V_{GE} \leq 20\text{ V}$ $V_{CES} \leq 1200\text{ V}$	$T_j = 125^{\circ}\text{C}$	10	μs
T_j			-40 ... 150	$^{\circ}\text{C}$
Inverse diode				
I_F	$T_j = 150^{\circ}\text{C}$	$T_c = 25^{\circ}\text{C}$	561	A
		$T_c = 80^{\circ}\text{C}$	384	A
I_{Fnom}			450	A
I_{FRM}	$I_{FRM} = 2 \times I_{Fnom}$		900	A
I_{FSM}	$t_p = 10\text{ ms, sin } 180^{\circ}, T_j = 25^{\circ}\text{C}$		2900	A
T_j			-40 ... 150	$^{\circ}\text{C}$
Module				
$I_{t(RMS)}$			600	A
T_{stg}			-40 ... 125	$^{\circ}\text{C}$
V_{isol}	AC sinus 50Hz, t = 1 min		4000	V

Characteristics						
Symbol	Conditions		min.	typ.	max.	Unit
IGBT						
$V_{CE(sat)}$	$I_C = 450\text{ A}$ $V_{GE} = 15\text{ V}$ chipelevel	$T_j = 25^{\circ}\text{C}$	1.7	2.1		V
		$T_j = 125^{\circ}\text{C}$	2	2.45		V
V_{CE0}						
	$T_j = 25^{\circ}\text{C}$		1	1.2		V
	$T_j = 125^{\circ}\text{C}$		0.9	1.1		V
r_{CE}	$V_{GE} = 15\text{ V}$	$T_j = 25^{\circ}\text{C}$	1.6	2.0		$\text{m}\Omega$
		$T_j = 125^{\circ}\text{C}$	2.4	3.0		$\text{m}\Omega$
$V_{GE(th)}$	$V_{GE}=V_{CE}, I_C = 18\text{ mA}$		5	5.8	6.5	V
I_{CES}	$V_{GE} = 0\text{ V}$ $V_{CE} = 1200\text{ V}$	$T_j = 25^{\circ}\text{C}$	0.1	0.3		mA
		$T_j = 125^{\circ}\text{C}$				mA
C_{ies}				32.3		nF
C_{oes}	$V_{CE} = 25\text{ V}$ $V_{GE} = 0\text{ V}$	$f = 1\text{ MHz}$		1.69		nF
C_{res}		$f = 1\text{ MHz}$		1.46		nF
Q_G	$V_{GE} = -8\text{ V...} + 15\text{ V}$			3600		nC
R_{Gint}	$T_j = 25^{\circ}\text{C}$			1.67		Ω
$t_{d(on)}$	$V_{CC} = 600\text{ V}$ $I_C = 450\text{ A}$	$T_j = 125^{\circ}\text{C}$		310		ns
t_r		$T_j = 125^{\circ}\text{C}$		60		ns
E_{on}	$R_{Gon} = 1.6\text{ }\Omega$			32		mJ
$t_{d(off)}$	$R_{Goff} = 1.6\text{ }\Omega$			680		ns
t_f				135		ns
E_{off}				68		mJ
$R_{th(j-c)}$	per IGBT				0.061	K/W

SEMiX703GD126HDc



SEMiX® 33c

Trench IGBT Modules

SEMiX703GD126HDc

Features

- Homogeneous Si
- Trench = Trenchgate technology
- $V_{CE(sat)}$ with positive temperature coefficient
- High short circuit capability
- UL recognised file no. E63532

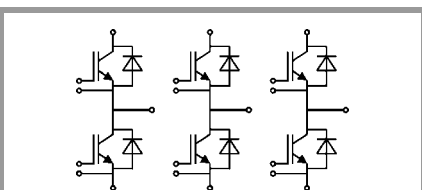
Typical Applications*

- AC inverter drives
- UPS
- Electronic Welding

Remarks

- Case temperatur limited to $T_C=125^\circ\text{C}$ max.
- Not for new design

Characteristics						
Symbol	Conditions		min.	typ.	max.	Unit
Inverse diode						
$V_F = V_{EC}$	$I_F = 450\text{ A}$ $V_{GE} = 0\text{ V}$ chip	$T_j = 25\text{ }^\circ\text{C}$		1.6	1.80	V
		$T_j = 125\text{ }^\circ\text{C}$		1.6	1.8	V
V_{F0}		$T_j = 25\text{ }^\circ\text{C}$	0.9	1	1.1	V
		$T_j = 125\text{ }^\circ\text{C}$	0.7	0.8	0.9	V
r_F		$T_j = 25\text{ }^\circ\text{C}$	1.1	1.3	1.6	m Ω
		$T_j = 125\text{ }^\circ\text{C}$	1.6	1.8	2.0	m Ω
I_{RRM}	$I_F = 450\text{ A}$	$T_j = 125\text{ }^\circ\text{C}$		580		A
Q_{rr}	$di/dt_{off} = 8500\text{ A}/\mu\text{s}$	$T_j = 125\text{ }^\circ\text{C}$		130		μC
E_{rr}	$V_{GE} = -15\text{ V}$ $V_{CC} = 600\text{ V}$	$T_j = 125\text{ }^\circ\text{C}$		60		mJ
$R_{th(j-c)}$	per diode				0.11	K/W
Module						
L_{CE}				20		nH
$R_{CC'+EE'}$	res., terminal-chip	$T_C = 25\text{ }^\circ\text{C}$		0.7		m Ω
		$T_C = 125\text{ }^\circ\text{C}$		1		m Ω
$R_{th(c-s)}$	per module			0.014		K/W
M_s	to heat sink (M5)		3		5	Nm
M_t		to terminals (M6)	2.5		5	Nm
						Nm
w					900	g
Temperatur Sensor						
R_{100}	$T_C=100^\circ\text{C}$ ($R_{25}=5\text{ k}\Omega$)			$493 \pm 5\%$		Ω
$B_{100/125}$	$R_{(T)}=R_{100}\exp[B_{100/125}(1/T-1/T_{100})]$; $T[\text{K}]$;			3550 $\pm 2\%$		K



GD

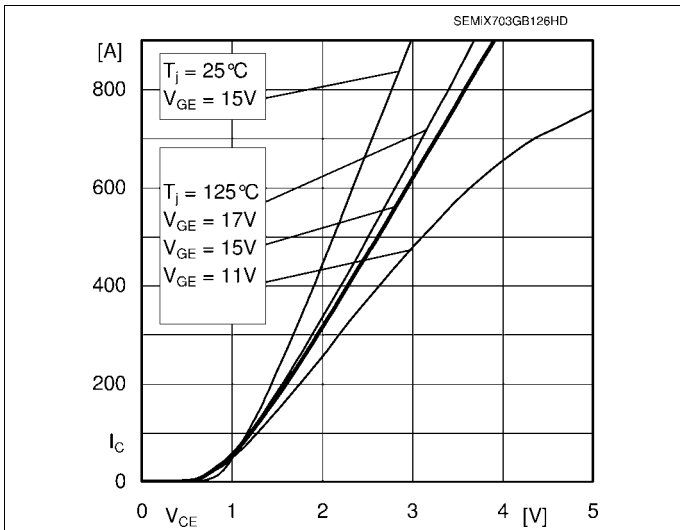


Fig. 1: Typ. output characteristic, inclusive $R_{CC'+EE}$

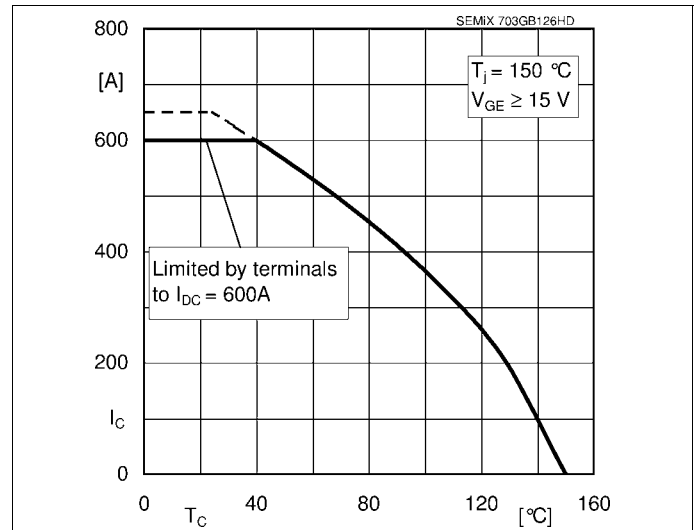


Fig. 2: Rated current vs. temperature $I_c = f(T_c)$

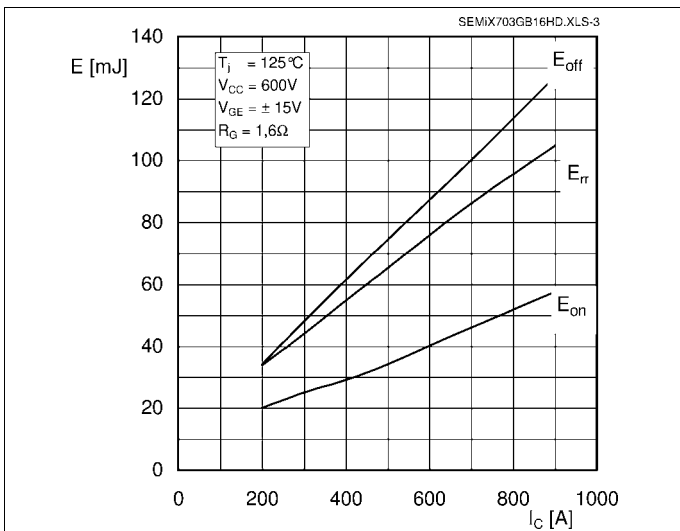


Fig. 3: Typ. turn-on /-off energy = $f(I_c)$

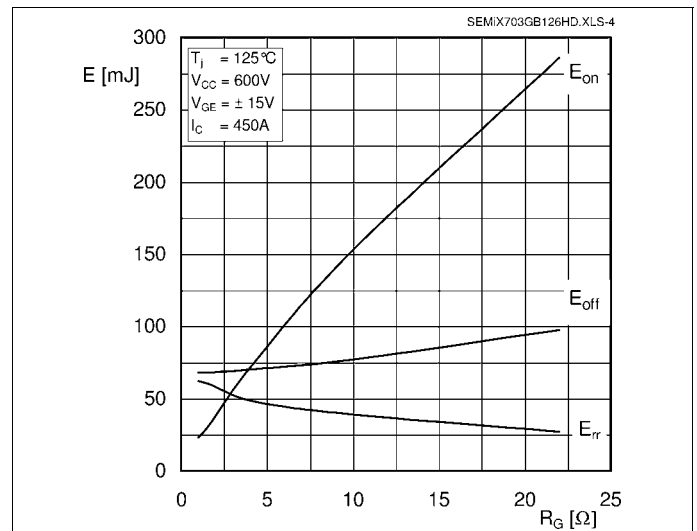


Fig. 4: Typ. turn-on /-off energy = $f(R_G)$

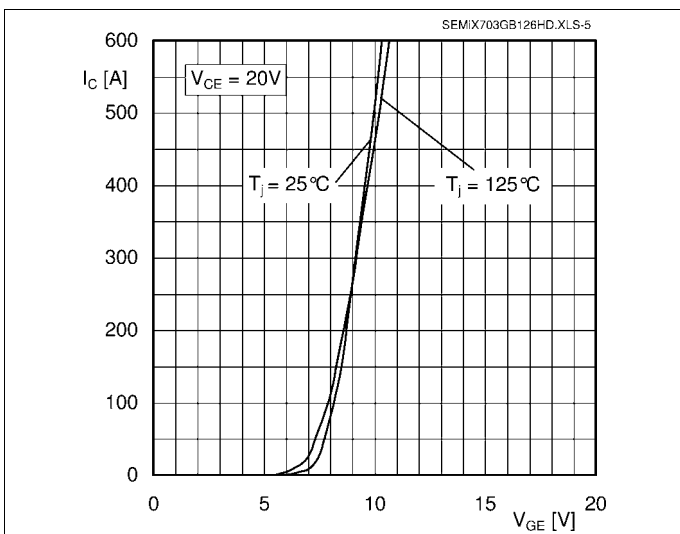


Fig. 5: Typ. transfer characteristic

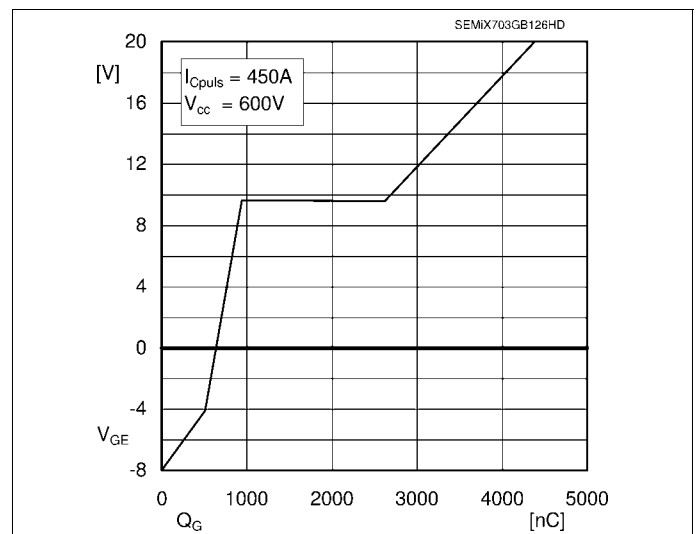
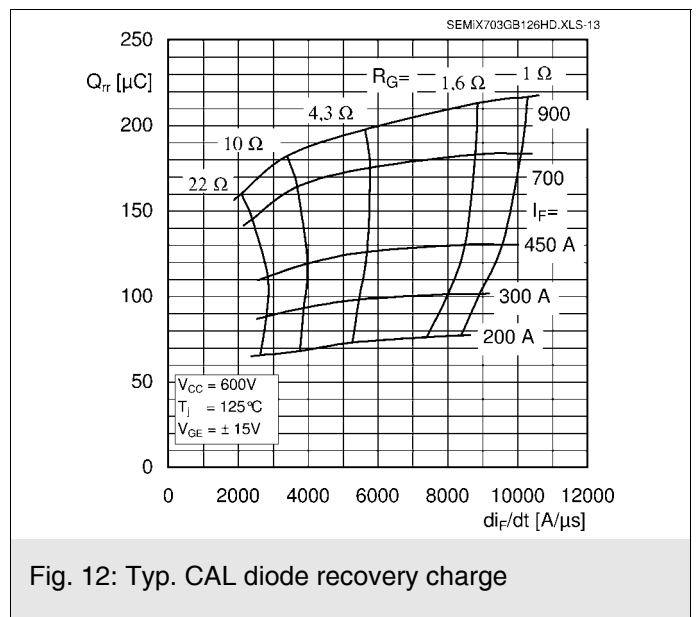
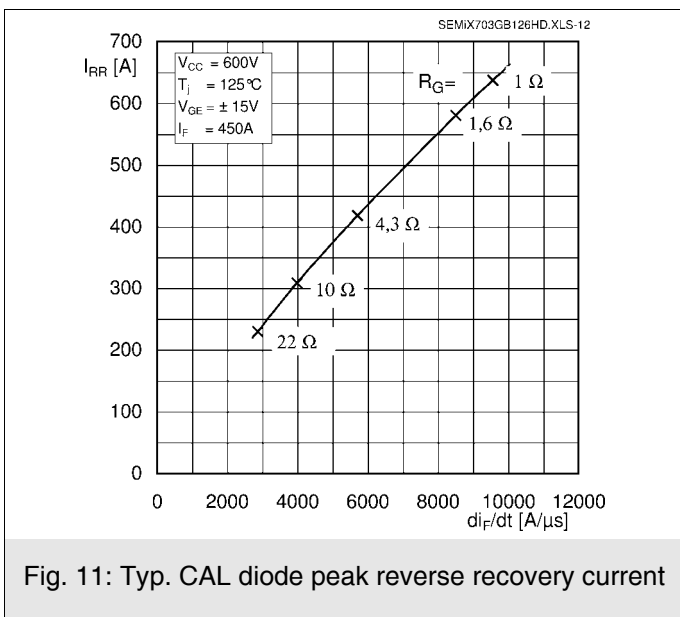
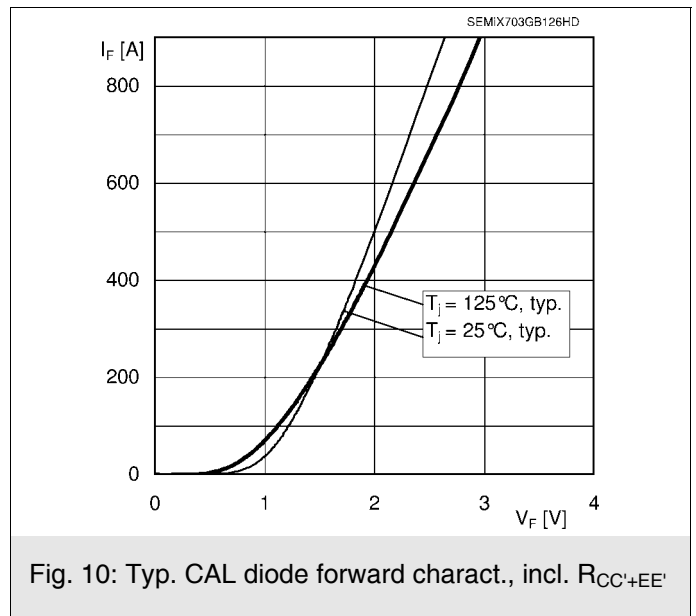
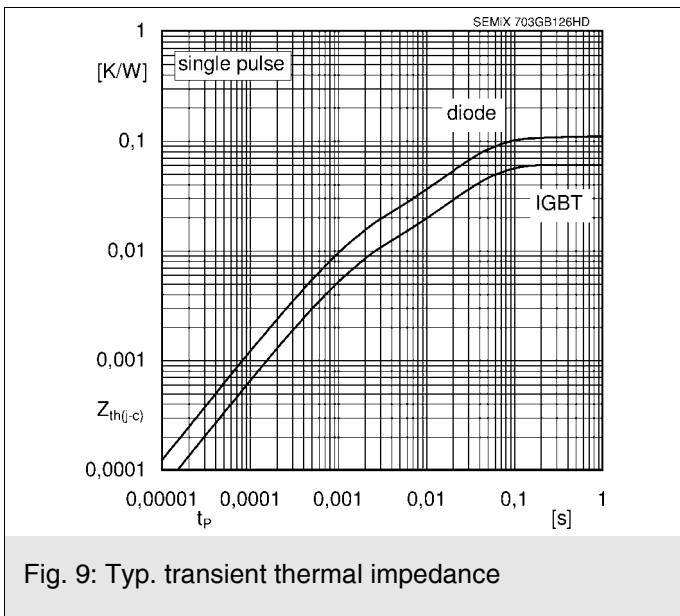
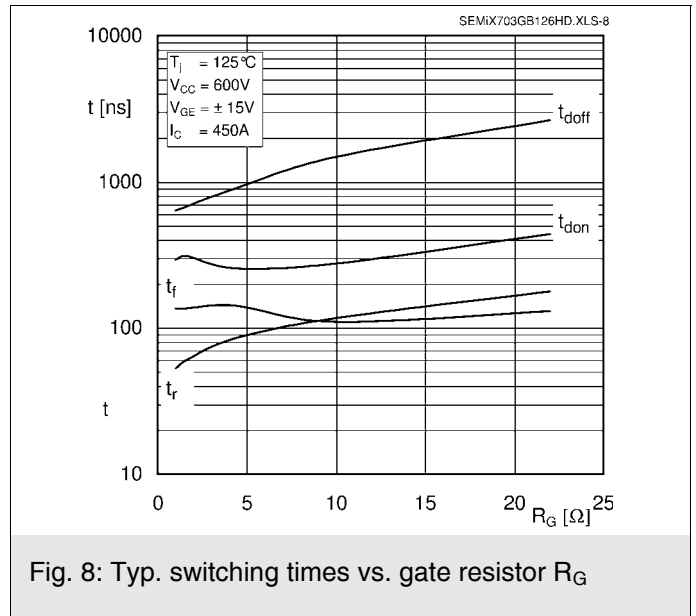
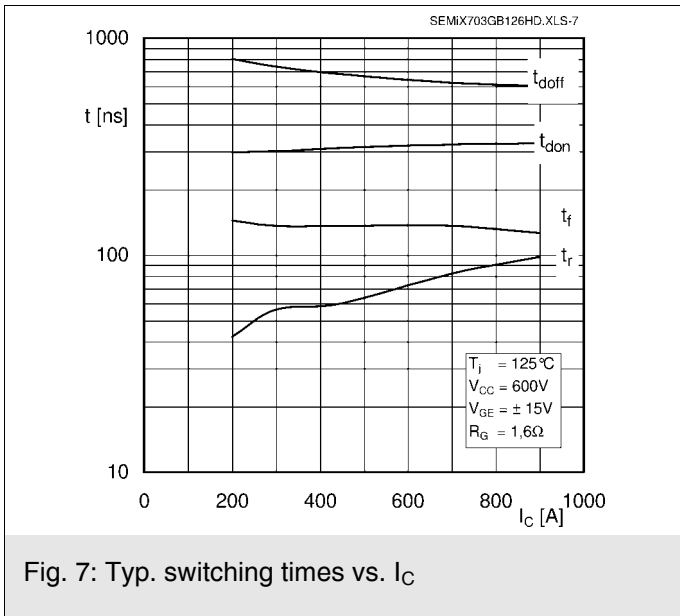
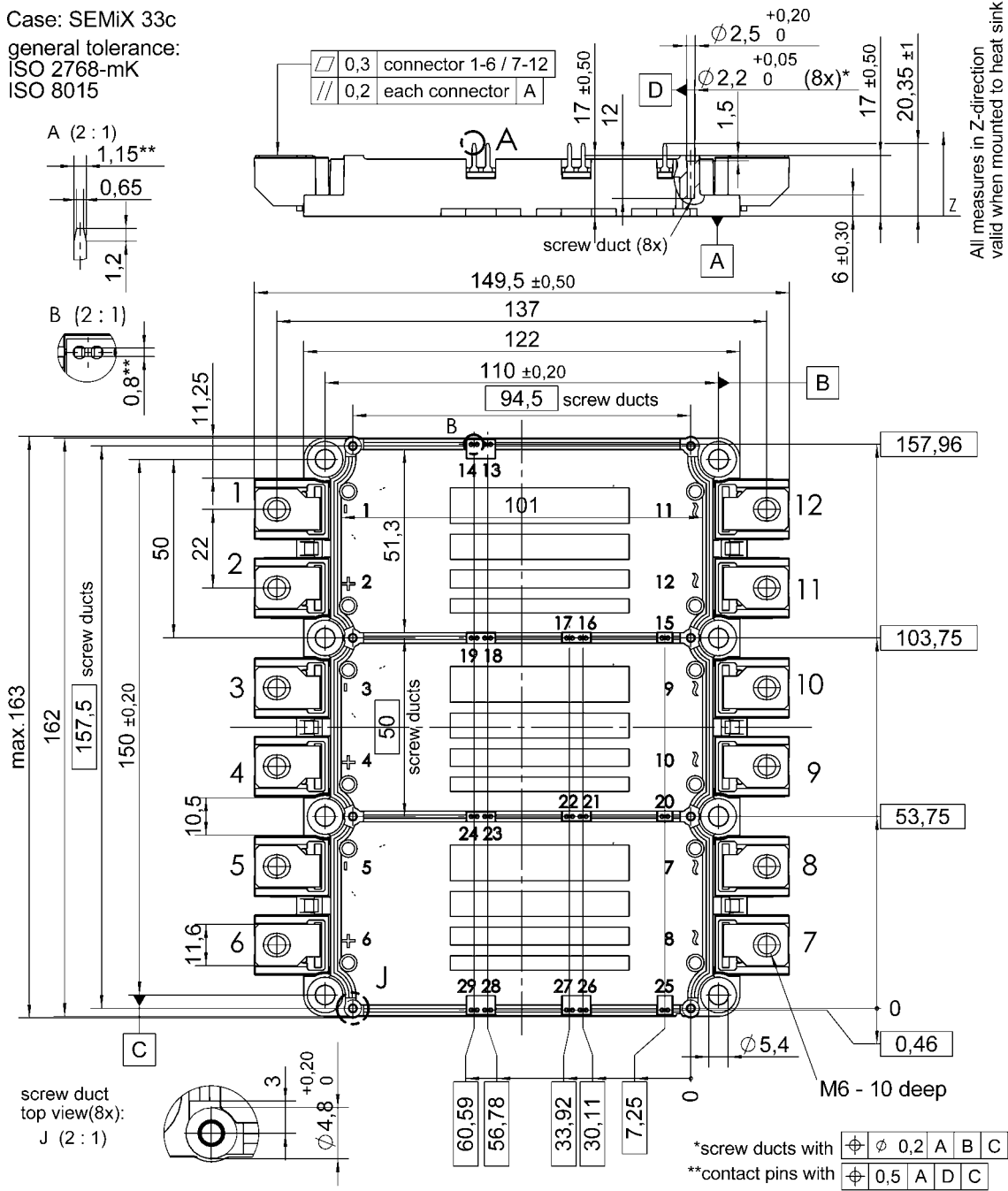


Fig. 6: Typ. gate charge characteristic



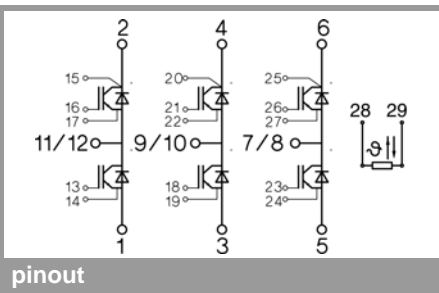
SEMiX703GD126HDc

Case: SEMiX 33c
 general tolerance:
 ISO 2768-mk
 ISO 8015



All measures in Z-direction valid when mounted to heat sink

SEMiX 33c



pinout

This is an electrostatic discharge sensitive device (ESDS), international standard IEC 60747-1, Chapter IX

* The specifications of our components may not be considered as an assurance of component characteristics. Components have to be tested for the respective application. Adjustments may be necessary. The use of SEMIKRON products in life support appliances and systems is subject to prior specification and written approval by SEMIKRON. We therefore strongly recommend prior consultation of our personal.