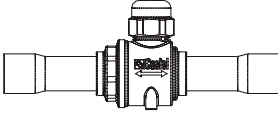
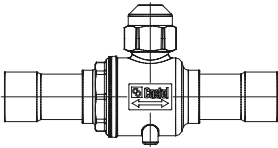


Disegno Drawing Чертеж	N° Catalogo Part Number N° по каталогу	Attacchi Connections Соединения		Foro Sfera Ø Ball port Ø Ø проходного отверстия [mm]	Kv [m³/h] Kv [м³/ч]	PS [bar] PS [бар]	TS [°C]		Confezione n° pz Package pcs Кол-во штук в упаковке
		ODS / пайку ODS					Min / мин.	Max / макс.	
		Ø [in.] / [дюйм]	Ø [mm]						
	6570/M6	—	6	10	0,8	45 (1)	-40	+150	25
	6570/2	1/4"	—	10	0,8				25
	6570/3	3/8"	—	10	3				25
	6570/M10	—	10	10	3				25
	6570/M12	—	12	10	5				25
	6570/4	1/2"	—	10	5				25
	6571/5	5/8"	16	10	5				25
	6570/M15	—	15	15	17				16
	6570/5	5/8"	16	15	17				16
	6570/M18	—	18	15	17				16
	6570/6	3/4"	—	15	17				16
	6571/7	7/8"	22	15	17				16
	6570/7	7/8"	22	19	29				21
	6571/M28	—	28	19	29				21
	6571/9	1.1/8"	—	19	29				21
	6570/M28	—	28	25	51				16
	6570/9	1.1/8"	—	25	51				16
6571/11	1.3/8"	35	25	51	16				
	6590/11	1.3/8"	35	32	86	45 (1)	-40	+150	5
	6591/13	1.5/8"	-	32	86				5
	6591/M42	-	42	32	86				5
	6590/13	1.5/8"	-	38	117				10
	6590/M42	-	42	38	117				10
	6591/17	2.1/8"	54	38	117				10
	6590/17	2.1/8"	54	50	214				1
	6591/M64	-	64	50	214				1
	6591/21	2.5/8"	-	50	214				1
	6590/M64	-	64	65	433				45 (2)

Note:

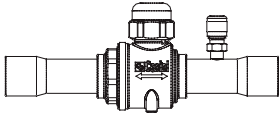
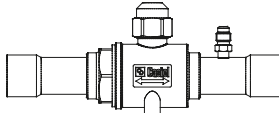
(1): MWP = 435 psi in conformità a omologazione UL
 (1): MWP = 435 psi according to UL approval

(2): non omologato UL
 (2): not UL approved

Примечание.

(1). Максимальное рабочее давление = 435 psi
 соответствует значению, одобренному UL.

(2). не UL утвержден

Disegno Drawing Чертеж	N° Catalogo Part Number № по каталогу	Attacchi Connections Соединения		Foro Sfera Ø Ball port Ø Ø проходного отверстия [mm]	Kv [m³/h] Kv [м³/ч]	PS [bar] PS [бар]	TS [°C]		Confezione n° pz Package pcs Кол-во штук в упаковке	
		ODS / пайку ODS					Min / мин.	Max / макс.		
		Ø [in.] / [дюйм]	Ø [mm]							
	6570/M6A	—	6	10	0,8	45 (1)	-40	+150	25	
	6570/2A	1/4"	—	10	0,8				25	
	6570/3A	3/8"	—	10	3				25	
	6570/M10A	—	10	10	3				25	
	6570/M12A	—	12	10	5				25	
	6570/4A	1/2"	—	10	5				25	
	6570/M15A	—	15	15	17				16	
	6570/5A	5/8"	16	15	17				16	
	6570/M18A	—	18	15	17				16	
	6570/6A	3/4"	—	15	17				16	
	6570/7A	7/8"	22	19	29				21	
	6570/M28A	—	28	25	51				16	
	6570/9A	1.1/8"	—	25	51				16	
		6590/11A	1.3/8"	35	32				86	45 (1)
6590/13A		1.5/8"	-	38	117	10				
6590/M42A		-	42	38	117	10				
6590/17A		2.1/8"	54	50	214	1				
6591/M64A		-	64	50	214	1				
6591/21A		2.5/8"	-	50	214	1				
6590/M64A		-	64	65	433	45 (2)	1			
6590/21A		2.5/8"	-	65	433		1			
6591/24A		3"	76	65	433	1				
6591/25A		3.1/8"	80	65	433	1				
6590/25A		3.1/8"	80	80	675	42 (2)	1			
6591/28A		3.1/2"	89	80	675		1			
6591/29A		3.5/8"	92	80	675		1			
6591/33A		4.1/8"	105	80	580		1			
6591/34A		4.1/4"	108	80	580	1				

Note:

(1): MWP = 435 psi in conformità a omologazione UL
 (1): MWP = 435 psi according to UL approval

(2): non omologato UL
 (2): not UL approved

Примечание.

(1). Максимальное рабочее давление = 435 psi
 соответствует значению, одобренному UL.

(2). не утвержден UL