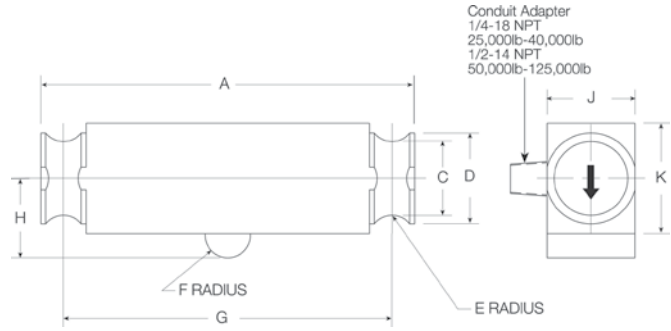


RL75040




Double-Ended Beam, Alloy Steel, NTEP Certified 1:10,000 Class IIIIL Multiple Cell, IP67



Picture is a representation of actual product



Specifications

| | | | |
|--|---|---|--|
| <p>Full Scale Output: 3.0 mV/V</p> <p>Output Resistance: 700 (± 5) ohms</p> <p>Input Resistance: 770 (± 10) ohms</p> <p>Material/Finish: High-alloy steel, nickel plated</p> <p>Temperature: Compensated range 14°F to 104°F/-10°C to 40°C Operating range -40° F to 150° F/-40° C to 65° C</p> | <p>Safe Overload: 150% full scale</p> <p>Safe Sideload: 100% full scale</p> <p>Rated Excitation: 5-10 VDC (15 V maximum)</p> <p>Nonlinearity: 0.03% full scale</p> <p>Hysteresis: 0.02% full scale</p> | <p>Insulation Resistance: 1,000 megohms</p> <p>Seal Type: Environmentally sealed, IP67</p> <p>Cable Length: 35 ft (10.6 m), 40 ft (12.2 m) or 50 ft (5.2 m)</p> <p>Cable Diameter: 0.200 polyurethane jacket 25,000 lb 0.305 polyurethane jacket 40,000 lb- 75,000 lb</p> | <p>Cable Coloring: Red + Excitation Black..... - Excitation Green + Signal White - Signal</p> <p>Warranty: Two-year limited warranty</p> <p>Approvals:   </p> |
|--|---|---|--|

Dimensions

| RATED CAPACITY | A | C | D | E | F | G | H | J | K |
|---------------------------------------|-------|-------|------|------|------|-------|------|------|------|
| lb/inches | | | | | | | | | |
| 25,000-40,000 50,000 SE* & 60,000 SE* | 8.25 | 1.63 | 2.00 | 0.50 | 0.50 | 7.25 | 1.75 | 1.94 | 2.44 |
| 50,000-75,000 | 11.50 | 1.70 | 2.20 | 0.75 | 1.00 | 10.00 | 2.00 | 1.94 | 2.94 |
| 100,000-125,000 | 14.50 | 2.44 | 3.20 | 1.00 | 1.50 | 12.50 | 2.75 | 2.90 | 3.86 |
| kg/mm | | | | | | | | | |
| 11,339.8-18,143.7 & 27,215.5 SE* | 209.6 | 41.4 | 50.8 | 12.7 | 12.7 | 184.2 | 44.5 | 49.3 | 62.0 |
| 22,679.6-34,019.4 | 292.1 | 43.2 | 55.9 | 19.1 | 25.4 | 254.0 | 50.8 | 49.3 | 74.7 |
| 45,359.2-56,699.1 | 368.3 | 62.00 | 81.3 | 25.4 | 38.1 | 317.5 | 69.9 | 73.7 | 98.0 |

Order Information

| LOAD RATING | | PART # | EST. SHIPPING WEIGHT | PRICE |
|--------------------|---------------|--------|----------------------|---------|
| 35 ft Cable | | | | |
| 25,000 lb | (11,339.8 kg) | 21614 | 11 lb | Consult |
| 40,000 lb | (18,143.7 kg) | 21615 | 12 lb | Consult |
| 50,000 lb | (22,679.6 kg) | 21616 | 17 lb | Consult |
| 60,000 lb | (27,215.5 kg) | 21617 | 17 lb | Consult |
| 75,000 lb | (34,019.4 kg) | 21618 | 17 lb | Consult |
| 100,000 lb | (45,359.2 kg) | 21619 | 40 lb | Consult |
| 125,000 lb | (56,699.1 kg) | 21620 | 40 lb | Consult |
| 40 ft Cable | | | | |
| 50,000 lb SE* | (22,679.6 kg) | 87253 | 11 lb | Consult |
| 60,000 lb SE* | (27,215.5 kg) | 53593 | 11 lb | Consult |
| 50 ft Cable | | | | |
| 50,000 lb | (22,679.6 kg) | 21621 | 18 lb | Consult |
| 60,000 lb | (27,215.5 kg) | 21622 | 18 lb | Consult |
| 75,000 lb | (34,020 kg) | 40951 | 18 lb | Consult |

*SE refers to small envelope

Interchangeable Products

| MANUFACTURER | MODEL | PAGE # |
|--------------------|---------|--------|
| VPG Sensortronics® | 65040A | 324 |
| Artech® | 80310 | — |
| Thurman® | TSC 840 | — |
| VPG Celtron® | DLB | 212 |

Weigh Module Available

| MANUFACTURER | MODEL | PAGE # |
|----------------------------|-----------|--------|
| Rice Lake Weighing Systems | Translink | 100 |