

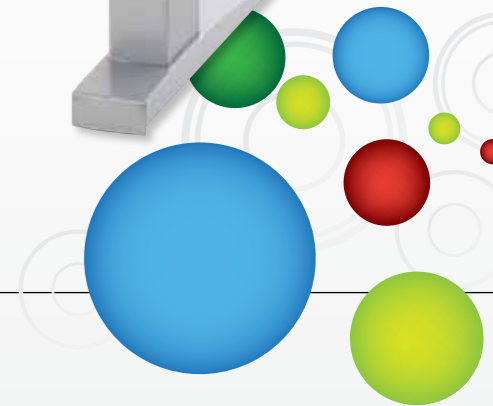
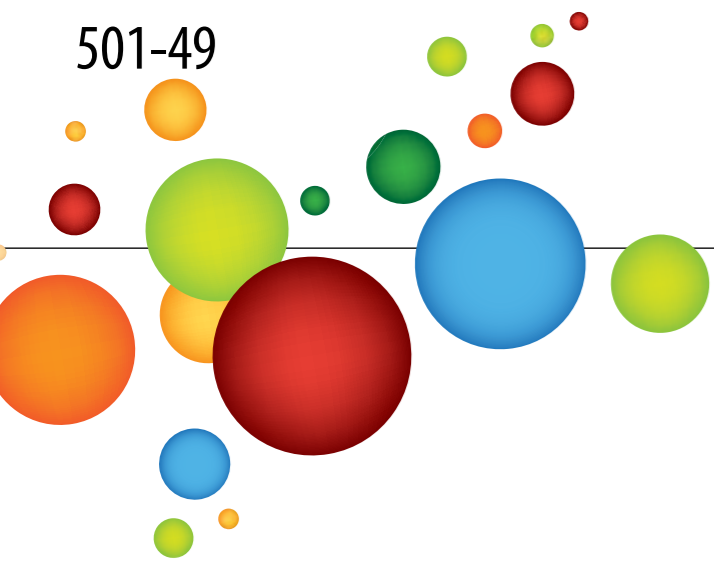
# ELECTRIC HEIGHT ADJUSTABLE DESK FRAMES

电动升降桌架

قواعد مكاتب يمكن ضبط ارتفاعها كهربائيا



# ConSet



Frames	Item no.	Colour	Width/Depth
	501-49 7S 176	Silver	116-176 cm
	501-49 7B 176	Black	116-176 cm
	501-49 7W 176	White	116-176 cm
	501-49 7S 176-196A	Silver	126-176 cm/136-196 cm
	501-49 7B 176-196A	Black	126-176 cm/136-196 cm
	501-49 7W 176-196A	White	126-176 cm/136-196 cm

This elegant and stylish desk frame with round columns is designed with a telescopic cross bar that can be adjusted from width 116 cm to 176 cm in intervals of 10 cm. Using the proven ConSet driveshaft single motor technology in an open frame design gives a maximum capacity on the 2-column frame of 100 kg and 90 kg for the 3-column frame. Available in silver, black and white with inner columns in chrome. The 2-column frame is packed in one box – easy to ship and easy to assemble. The 3-column frame will be delivered in two boxes. [See specifications on pages 18-19.](#)

Frames	Item no.	Colour	Width/Depth
	501-11 1S 138H	Silver	138 cm
	501-11 1B 138H	Black	138 cm
	501-11 1S 116	Silver	116 cm
	501-11 1B 116	Black	116 cm
	501-11 1S 156	Silver	156 cm
	501-11 1B 156	Black	156 cm
	501-11 1S 196	Silver	196 cm
	501-11 1B 196	Black	196 cm
	501-11 1S 156-156A	Silver	156 cm/156 cm
	501-11 1B 156-156A	Black	156 cm/156 cm
	501-11 1S 196-196A	Silver	196 cm/196 cm
	501-11 1B 196-196A	Black	196 cm/196 cm

**501-11** is nothing less than a mechanical masterpiece! The frame is a true workhorse and the BOSCH motor provides the ultimate reliability. In the price you get a modesty panel and two slim cable runs via the top support rails. **501-11** is one of our best selling models, you can be sure that with **501-11** you get nothing less than an exceptional well proven height adjustable desk. Maximum frame capacity is 150 kg (for 501-11 1S 138H the maximum frame capacity is 100 kg). [See specifications on pages 18-19.](#)



Frames	Item no.	Colour	Width/Depth
	501-25 7S 084	Silver	84 cm
	501-25 7S 133	Silver	133 cm
	501-25 7S 152	Silver	152 cm
	501-25 7S 172	Silver	172 cm
	501-25 7S 152-115A	Silver	152 cm/115 cm
	501-25 7S 152-152A	Silver	152 cm/152 cm
	501-25 7S 172-172A	Silver	172 cm/172 cm

**501-25** is a beautifully designed table which is extremely functional and covers all the basic needs for a height adjustable table. It is very stable with 80 kg as the maximum frame capacity on the 2-column frame\*. See specifications on pages 18-19.

\*Maximum frame capacity on the 3-column frame is 70 kg

Frames	Item no.	Colour	Width/Depth
	501-29 7S 084	Silver	84 cm
	501-29 7S 133	Silver	133 cm
	501-29 7S 152	Silver	152 cm
	501-29 7S 172	Silver	172 cm
	501-29 7S 152-115A	Silver	152 cm/115 cm
	501-29 7S 152-152A	Silver	152 cm/152 cm
	501-29 7S 172-172A	Silver	172 cm/172 cm

**501-29** is perfect for taller individuals. At its full height the frame measures 130 cm. **501-29** comes in four standard widths, and it is extremely strong and stable with a maximum frame capacity of 100 kg on the 2-column frame\*. See specifications on pages 18-19.

\*Maximum frame capacity on the 3-column frame is 90 kg

501-27



Build 120° frames with 501-2 GS. See more on [www.conset.com](http://www.conset.com).



501-32



Build 120° frames with 501-2 GS. See more on [www.conset.com](http://www.conset.com).



Frames	Item no.	Colour	Width/Depth
	501-27 7S 084	Silver	84 cm
	501-27 7S 133	Silver	133 cm
	501-27 7S 152	Silver	152 cm
	501-27 7S 172	Silver	172 cm
	501-27 7S 152-115A	Silver	152 cm/109 cm
	501-27 7S 152-152A	Silver	152 cm/146 cm
	501-27 7S 172-172A	Silver	172 cm/166 cm

**501-27** is suitable for children through to adults. The desk frame height range is 54-119 cm. The extra low starting height means the desk can be ideal for the whole family at home or in schools and colleges. The shallow depth of the frame also means it is suitable for shallow tops and benches from 60-100 cm deep. Removable top bracket allows for easy installation of keyboard support. The maximum frame capacity is 100 kg on the 2-column frame\*. See specifications on pages 18-19.

\*Maximum frame capacity on the 3-column frame is 90 kg

Frames	Item no.	Colour	Width/Depth
	501-32 7S 084	Silver	84 cm
	501-32 7S 133	Silver	133 cm
	501-32 7S 152	Silver	152 cm
	501-32 7S 172	Silver	172 cm
	501-32 7S 152-115A	Silver	152 cm/109 cm
	501-32 7S 152-152A	Silver	152 cm/146 cm
	501-32 7S 172-172A	Silver	172 cm/166 cm

**501-32** sets a new standard for electric height adjustable desks. This desk frame has interchangeable cross rails that work with 501-25, 501-27 and 501-29. A great option for stocking dealers. It can accommodate table tops that are 60 cm to 100 cm deep. Extremely stable with a maximum frame capacity of 80 kg on the 2-column frame\*. Optional high quality locking castors are available. See specifications on pages 18-19.

\*Maximum frame capacity on the 3-column frame is 100 kg

# 501-19 Basic

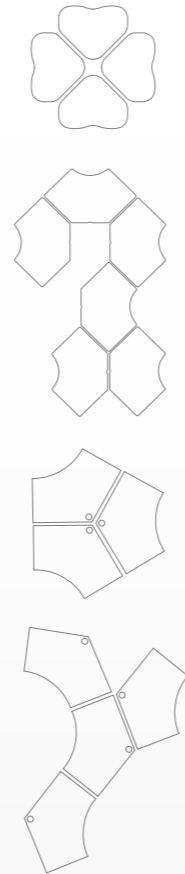
Module frame for groups of 4 to 6 columns, creating a bench for people with individual height adjustment. Maximum space around the table. Perfect for smaller work stations or project desks. Visit [www.conset.com](http://www.conset.com) for further inspiration.



Module frame. Item no. 600-15



66-118 cm





# 501-19 Design





66-118 cm

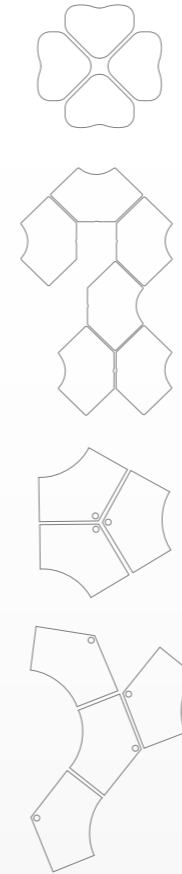


**501-19 Basic** is a highly functional and versatile single column desk base. With the optional rechargeable battery pack and castors fitted you have full mobility. Use as a free standing desk or join multiple units together for a unique and distinctive setup. With a maximum frame capacity of 100 kg, stability and functionality are key attributes for this series. See specifications on pages 18-19.

Frames	Item no.	Colour	Width
	501-19 7S 095	Silver	95 cm
	501-19 7B 095	Black	95 cm



Frames	Item no.	Colour	Width
	501-19 7S 120	Silver	120 cm
	501-19 7B 120	Black	120 cm



**501-19 Design** is a very stylish single column frame with a unique design. It is well suited as a stand-alone workstation or can be set up in groups allowing for a unique design approach. The elegant crescent shaped base provides excellent stability. Maximum frame capacity is 100 kg. See specifications on pages 18-19.



**501-19 Center** has a compact base and a symmetrical design which allows for it to be used from either side. With the optional castors and battery power, you have a table with full mobility and no annoying wires. Not being tied to a wall outlet lets you move your workstation to where it makes sense for you. Now that is clever! Maximum frame capacity is 100 kg. See specifications on pages 18-19.

As experts in single column desks, we must admit that we are quite proud of this series. **501-7** is a small computer desk with many uses. An excellent electric height adjustable desk at possibly the lowest price on the market. This series works well in group setups, and the build-in castors make the table easy to move. The maximum frame capacity of 50 kg allows the frame to be used with a variety of table top designs. See specifications on pages 18-19.

Frames	Item no.	Colour	Width
	501-19 7S 060	Silver	60 cm
	501-19 7B 060	Black	60 cm

Frames	Item no.	Colour	Width
	501-7 7S	Silver	94 cm
	501-7 7B	Black	94 cm



Frames	Item no.	Colour	Width
	501-19 7SW	Silver	90 cm
	501-19 7BW	Black	90 cm
	501-23 7SW2	Silver	Min. 180 cm
	501-23 7BW2	Black	Min. 180 cm
	501-23 7SW3	Silver	Min. 270 cm
	501-23 7BW3	Black	Min. 270 cm

**501-19 Wall** creates a functional and attractive workstation. The wall brackets attach easily to the column enabling you to secure the frame to a wall. Place the column directly on the floor or raise it a few centimeters so the floor can be cleaned. This is especially useful in medical settings. Without the need for floor brackets maximum space can be achieved beneath the work surface. **501-23 Multi-Wall** with two or three column sets make it also ideal for benches. The maximum frame capacity is 100 kg per column. [See specifications on pages 18-19.](#)

Frames	Item no.	Colour	Width
	501-7 7SW	Silver	75 cm
	501-7 7BW	Black	75 cm

**501-7 Wall** can be used similarly to the 501-19 Wall yet it provides a very economical solution for an electric height adjustable workstation. The brackets are sturdy and simple to mount and the frame offers a maximum capacity of 50 kg. [See specifications on pages 18-19.](#)

# 501-15 Frame kit

With the **back2back** cable beam the **501-15** becomes a "system" desk frame. A single pair or many pairs of desks can be set up in a row with data and power cables running through the whole row. The end plate of the cable tray can also be used for mounting a screen lengthways between each pair of desks. Desk manufacturers who stock **501-15** 2-column frames can make their own version of this **back2back** cable tray system. ConSet will be pleased to provide technical drawings to assist. Please see [www.conset.com](http://www.conset.com) for further.



66-118 cm



Design your very own height adjustable desk with the **501-15 frame kit**.

The 501-15 is designed as a frame kit where you must add your own table top and front panel. There is no front panel included, which is essential for the frame to work.

The **501-15 frame kit** is available in a two column version where a third column kit simply can be added for L-shaped table tops. Both are adjustable in length depending on the width of the front panels of your choice.

With the size flexibility and easy two or three column option, 501-15 is a very cost effective and versatile range to stock and combine to your other products.

Maximum frame capacity for the two column frame is 65 kg and 60 kg for the three column frame.

See specifications on pages 18-19.

Frames	Item no.	Colour	Width/Depth
	501-15 7S XXX	Silver	Up to 180 cm
	501-15 7W XXX	White	Up to 180 cm
	501-15 4S XXX + 501-15 4S XXXA	Silver	Up to 180 cm/Up to 180 cm
	501-15 4W XXX + 501-15 4W XXXA	White	Up to 180 cm/Up to 180 cm

# 501-17



66-118 cm




Simplicity and elegance define the **501-17**. The frame has a number of practical features like retractable cable tray and build-in castors. The maximum frame capacity is 80 kg. Patented transmission.

With **501-17** you get a modern and elegant table for a very affordable price.

See specifications on pages 18-19.

Frames	Item no.	Colour	Width
	501-17 7S 096	Silver	96 cm
	501-17 7S 156	Silver	156 cm





Frames	Item no.	Colour	Width/Depth
	501-23 7S 200	Silver	136-200 cm
	501-23 7S 190-190A	Silver	145-190 cm
	501-23 7S 400K	Silver	280-400 cm

Strong and stylish.  
501-23 has telescopic length to suit many table top sizes. The symmetrical design makes the frame excellent for meeting tables. Optional three column versions for extra long tables and L-shapes. Maximum frame capacity is 200 kg.  
[See specifications on pages 18-19.](#)

### ConSet – a Danish company


ConSet was founded in May 2000 in a basement in Skjern, Denmark, and our basic philosophy was that ergonomics should not be expensive. We began with the idea to develop and manufacture high quality electric height adjustable desks and to make them affordable so more people could experience the benefits of sit/stand desks.

The company has succeeded well and now has distribution and subsidiaries throughout the world. ConSet at its core is an engineering company that develops the products down to the smallest component. Since every component of a ConSet desk is developed and produced by the company including our patented drive system we are able to control our costs and achieve our goal.

Quality, consistency, value and support is what you will experience with ConSet at every level of our organization.

### Environment

At ConSet we think it is important to minimize environmental impacts. We want to take responsibility for ensuring that our products are made respecting the environment. We do this in several ways:

- All electronic components meet **RoHS** framework for the reduction of hazardous substances in electronics, whereby the environmental impact is minimized.
- Through **Elretur** (Denmark), we ensure that electronic waste is managed environmentally under the WEEE directive. All ConSet products covered by the WEEE Directive are marked with the symbol .
- Several of our products are tested and comply with the demands in:
  - **ANSI/BIFMA X7.1 Standard for Formaldehyde and TVOC Emissions**
  - **ANSI/BIFMA e3-2012 Sec 7.6.1 & 7.6.2**
- From January 2010 a new law concerning standby consumption took effect. All our sit/stand frames meet the legal requirements for this.

Read more about the environment on [www.conset.com](http://www.conset.com)

### CE marking

All ConSet electric height adjustable desk frames are CE marked in collaboration with *the Technological Institute in Denmark*. CE marking is a requirement for height adjustable desk frames and it allows you to be sure that the producer has been through all aspects of security risks. Our power supply units are GS-tested (German standard).

### Product Approvals

All ConSet products meet the necessary requirements within the following relevant categories:

#### Dimensional requirements:

**EN 527-1: Office furniture – Workplaces and desks – Part 1: Dimensions**  
This means that the products meet all requirements for a healthy working environment, ie. leg room, height, depth, etc.

#### Strength, durability and stability:

**EN 527-2: Office furniture – Workplaces and desks – Part 2: Mechanical safety requirements**  
A product standard that ensures that the tables meet all requirements for physical exertion and that all mechanical safety requirements are adhered to.

**EN 527-3: Office furniture – Workplaces and desks – Part 3: Methods of test for the determination of the stability and the mechanical strength of the structure**  
Methods of testing for the determination of the stability and mechanical strength of the structure.  
A standard for product approval, where the product goes through a variety of tests to comply with the requirements of EN 527-2. For desks these are technically focused on the strength of horizontal and vertical loading, fatigue and tipping.

### Guarantee

The guarantee is valid from the date, you have purchased the product from your dealer. Parts only against manufacturing defect. Electrical/mechanical parts: 2 years. Other parts: 5 years. ConSet A/S reserves the right to change design and specifications without notice.



# Desk frame specifications

Page	Product photo	Dimensional drawing ( ) = depth of frame top support	Item no.	Colour	Frame height min./max. (cm)*	Maximum speed (mm/sec.)	Maximum capacity (kg)	Frame weight (kg)	Qty. per pallet
11			501-7 7S 501-7 7B	Silver Black	66-118	25	50	26	20
13			501-7 7SW 501-7 7BW	Silver Black	66-118	25	50	27	20
9			501-19 7S 120 501-19 7B 120	Silver Black	66-118	28	100	27	15
8			501-19 7S 095 501-19 7B 095	Silver Black	66-118	28	100	24	15
10			501-19 7S 060 501-19 7B 060	Silver Black	66-118	28	100	23	15
12			501-19 7SW 501-19 7BW	Silver Black	66-118	28	100	20	15
3			501-11 1S 138H 501-11 1B 138H	Silver Black	63-120	28	100	39	15
3			501-11 1S 116 501-11 1B 116 501-11 1S 156 501-11 1B 156 501-11 1S 196 501-11 1B 196	Silver Black Silver Black Silver Black	63-120	28	150	44 48 50	15
14			501-15 7S XXX 501-15 7W XXX	Silver White	66-118	25	65	19	48
15			501-17 7S 096 501-17 7S 156	Silver Silver	66-118	25	80	24 27	27
2			501-49 7S 176 501-49 7B 176 501-49 7W 176	Silver Black White	63-123	32	100	26	28
16			501-23 7S 200	Silver	66-118	28	200	47	15
16			501-23 7S 400K	Silver	66-118	28	200	72	15

\*Height range is to underside of table top (the top of the frame). For all options and accessories see [www.conset.com](http://www.conset.com)

# Desk frame specifications

Page	Product photo	Dimensional drawing ( ) = depth of frame top support	Item no.	Colour	Frame height min./max. (cm)*	Maximum speed (mm/sec.)	Maximum capacity (kg)	Frame weight (kg)	Qty. per pallet
4			501-25 7S 084 501-25 7S 133 501-25 7S 152 501-25 7S 172	Silver Silver Silver Silver	66-116	25	80	23 25 26 27	20
6			501-27 7S 084 501-27 7S 133 501-27 7S 152 501-27 7S 172	Silver Silver Silver Silver	55-120	32	100	22 25 25 26	24
5			501-29 7S 084 501-29 7S 133 501-29 7S 152 501-29 7S 172	Silver Silver Silver Silver	63-130	32	100	23 25 26 27	20
7			501-32 7S 084 501-32 7S 133 501-32 7S 152 501-32 7S 172	Silver Silver Silver Silver	66-116	25	80	24 26 27 28	20
2			501-49 7S 176-196A 501-49 7B 176-196A 501-49 7W 176-196A	Silver Black White	63-123	32	90	39	28
3			501-11 1S 156-156A 501-11 1B 156-156A 501-11 1S 196-196A 501-11 1B 196-196A	Silver Black Silver Black	63-120	28	150	71 76	15
16			501-23 7S 190-190A	Silver	66-118	28	200	66	15
14			501-15 7S XXX+ 501-15 XS XXXA 501-15 7W XXX+ 501-15 XW XXXA	Silver White	66-118	25	60	29	48
4			501-25 7S 152-115A 501-25 7S 152-152A 501-25 7S 172-172A	Silver Silver Silver	66-116	25	70	40 42 44	20
6			501-27 7S 152-115A 501-27 7S 152-152A 501-27 7S 172-172A	Silver Silver Silver	54-119	32	90	40 41 43	24
5			501-29 7S 152-115A 501-29 7S 152-152A 501-29 7S 172-172A	Silver Silver Silver	63-130	32	90	42 43 45	20
7			501-32 7S 152-115A 501-32 7S 152-152A 501-32 7S 172-172A	Silver Silver Silver	66-116	25	70	41 43 45	20

\*Height range is to underside of table top (the top of the frame). For all options and accessories see [www.conset.com](http://www.conset.com)

# ConSet

ConSet A/S  
Industrivej 23  
6900 Skjern  
Denmark

Phone: +45 96 80 00 80  
Fax: +45 96 80 00 81

[conset@conset.com](mailto:conset@conset.com)  
[www.conset.com](http://www.conset.com)